




# FUNDS MANAGEMENT REPORT

FEBRUARY 2024



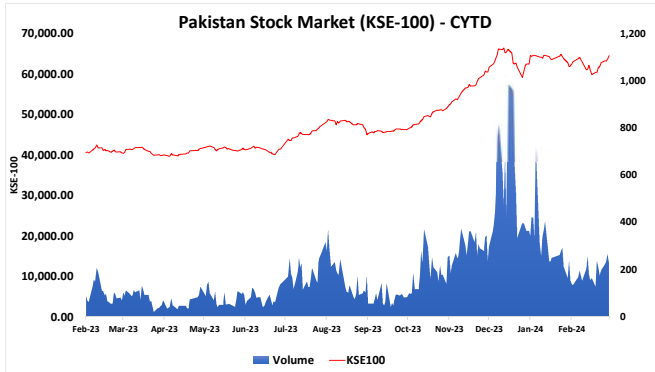
**(021) 111-111-711**

or visit [www.igilife.com.pk](http://www.igilife.com.pk)

Follow us on: [X /lifeIGI/](#) [f /lifeigj/](#) [@/igilifevity/](#)

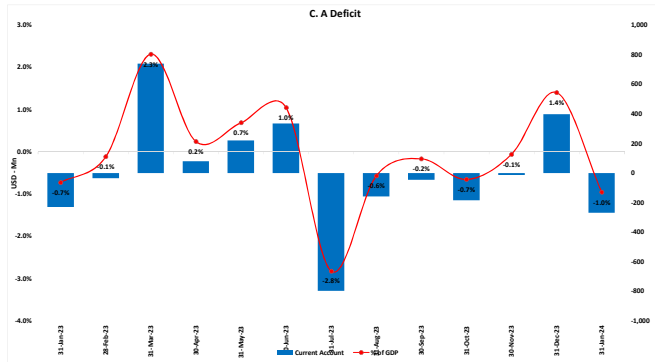
Terms & Conditions Apply

FUND MANAGER REPORT - Key Economic Indicators  
As at February 29, 2024

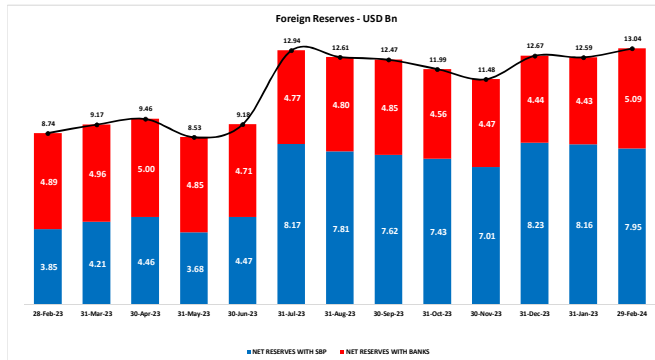


PSX Performance	KSE100	KSE30	KMI30	KSEALL
31-Dec-23	62,451	20,777	104,729	41,916
31-Jan-24	61,979	20,954	103,713	41,893
29-Feb-24	64,579	21,889	108,852	42,841
MTD - %	4.19%	4.46%	4.96%	2.26%
CYTD - %	3.41%	5.35%	3.94%	2.21%

Portfolio (USD - Mn)	MTD	CYTD
FOREIGN CORPORATES	26.00	(11.90)
FOREIGN INDIVIDUAL	(0.01)	(0.03)
OVERSEAS PAKISTANI	(0.23)	0.47
<b>FIPI</b>	<b>25.76</b>	<b>(11.46)</b>
BANKS / DFI	(6.71)	(6.44)
BROKER PROPRIETARY TRADING	(3.50)	(3.21)
COMPANIES	(7.95)	3.71
INDIVIDUALS	(6.43)	(7.37)
INSURANCE COMPANIES	(1.80)	27.13
MUTUAL FUNDS	4.23	(0.07)
NBFC	(0.06)	(0.02)
OTHER ORGANIZATION	(3.54)	(2.28)
<b>LIPI</b>	<b>(25.76)</b>	<b>11.46</b>

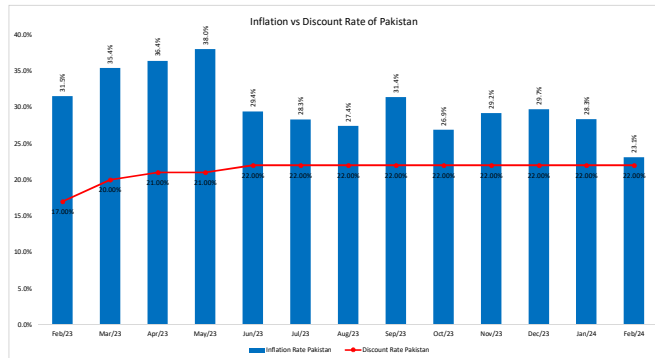


Global Market Performance			MTD - %	CYTD - %
Index				
Karachi 100	Pakistan		4.19%	44.81%
BSE Sensex	India		1.04%	24.46%
Dow Jones	USA		2.22%	7.31%
S&P 500	USA		5.10%	6.93%
Nasdaq	USA		6.12%	2.86%
FTSE 100	UK		-0.01%	3.32%
Euro Stoxx 50	Euro Zone		4.93%	13.48%
Shanghai	China		8.13%	-17.16%
Nikkei 225	Japan		7.94%	36.03%
CAC 40	France		3.54%	10.83%
MOEX	Russia		1.33%	-14.01%



Forex Rates	Dec-23	Jan-24	Feb-24
USD	281.50	279.50	279.30
EUR	309.00	301.00	302.00
JPY	1.45	2.10	2.10
GBP	358.00	354.00	353.00
CNY	39.64	38.67	38.82

PKRVs	Dec-23	Jan-24	Feb-24
3M	21.28%	20.70%	21.20%
6M	21.37%	21.00%	21.55%
1Y	21.32%	20.84%	20.60%
3Y	16.54%	16.73%	16.90%
5Y	15.90%	15.47%	15.55%
7Y	15.37%	14.89%	14.90%
10Y	14.91%	14.17%	14.20%



International Commodities	Dec-23	Jan-24	Feb-24
Arab Light	82.03	83.41	83.39
BRENT CRUDE OIL	77.15	80.55	81.91
WTI CRUDE OIL	71.77	75.85	78.26
Coal [API4 - FOB Richards Bay]	100.32	99.60	104.40
Steel (USD/ton)	1,135.00	963.00	795.00
HRC (USD/ton)	4,088.00	4,000.00	3,911.00
COPPER USD	3.89	3.91	3.85
GOLD	2,071.80	2,067.40	2,054.70
PLATINUM	1,009.20	932.60	884.00
NATURAL GAS	2.51	2.10	1.86
SILVER	24.03	23.17	22.89

## FUND MANAGEMENT REPORT For the month of February 2024



### Macroeconomic Review:

Pakistan's headline inflation number, the National Consumer Price Inflation (NCPI), stood at 23.1% in Feb-2024, showing a slight decline from the previous month's reading of 28.3%. On a month-on-month basis, inflation was down by 5.2% in Feb-2024, as compared to a decline of 1.8% in Jan-2024. On month-on-month basis, the decrease was mainly caused by lower prices of food & non-alcoholic Bev., housing and utilities costs which decreased by 1.62% and 1.78% respectively.

The Wholesale Price Inflation (WPI) index on a year-on-year basis decreased to 18.7% in Feb-2024 as compared to the previous month's increase of 27.0% on yearly basis.

The Real Effective Exchange Rate (REER) of Pakistan experienced an increase of 3% from Dec-2023 to Jan-2024, with Jan-2024 REER at 101.7 while Dec-2023 number was 98.9. Overall, movement remained positive on a month-on-month basis.

The Current Account Balance in Jan-2024 stood at a deficit of USD 269 million, a notable decrease from the previous month's surplus of USD 404 million. Imports of goods and services marginally increased on a month-on-month basis.

### Money Market Review:

In the money market, in the last treasury bill auction of Mar-2024, cut-off yields settled at 21.40% and 20.40% & 20.30% for the 3-month, 6-months and 12-month tenures, respectively.

In the latest Pakistan Investment Bonds (PIBs) auction, cut-off yields were 16.80%, 15.55% and 14.50% in 3, 5 and 10 years tenor respectively. No bids were received for 15-year, 20-year, and 30-year tenor.

In its last monetary policy meeting, the SBP kept the policy rate at 22.00% considering the macro-economic situation. The central bank said in its last monetary policy in Jan-2024 that it will monitor inflation closely before making any change in the policy rate.

### Equity Market Review:

The KSE-100 index, Pakistan's main stock market index, closed at 64,579 points level at the end of Feb-2024. Compared with Jan-2024 closing of 61,979 points, performance remained considerably positive, and the index went up by 4.2%.

Net foreign portfolio recorded an inflow of USD 25.8 million during Feb-2024. Foreign corporates bought equities worth USD 26.0 million, while overseas Pakistanis sold net equities of USD 0.2 million.

On the local activity side, Companies, Banks & Individuals were the sellers with net outflows of USD 7.9, 6.7 & 6.4 million respectively. Buying was witnessed only by Mutual Funds of USD 4.2 million.

*Source: SBP, PBS, PSX, Bloomberg*

**Risk Profile of Unit Linked Funds**  
February/24



Sr. No.	Fund Name	Funds Category	Risk Profile
1	IGI Conservative Fund	Income Fund	Low
2	IGI Future Secure Cautious Fund	Money Market Fund of Funds	Low
3	IGI Balanced Fund	Balanced Fund	Medium
4	IGI Future Secure Balanced Fund	Balanced Fund of Funds	Medium
5	IGI Aggressive Fund	Aggressive Fund	High
6	IGI Future Secure Adventurous Fund	Equity Fund of Funds	High
7	IGI Takaful Conservative Fund	Money Market Fund - Takaful (Shariah Compliant)	Low
8	IGI Takaful Balanced Fund	Balanced Fund - Takaful (Shariah Compliant)	Medium
9	IGI Takaful Aggressive Fund	Aggressive Fund - Takaful (Shariah Compliant)	High
10	IGI Future Secure Fund	Government Securities Fund	Low
11	IGI Sarmaya Pakistan Income Fund	Income Fund of Funds	Moderate
12	IGI Sarmaya Pakistan Stock Fund	Equity Fund of Funds	High
13	IGI United Stock Fund	Equity Fund of Funds	High
14	IGI Sarmaya United Money Market Fund	Money Market Fund of Funds	Low
15	IGI Secure Fund	Money Market Fund	Low
16	IGI Islamic Fund	Islamic Income Fund of Funds	Moderate

# IGI Takaful Aggressive Fund For the month of February 2024



## INVESTMENT OBJECTIVE:

To provide investors with an opportunity to earn long-term capital appreciation optimizing through broad mix of asset classes largely driven by Shariah compliant equity with a proportion of Shariah compliant fixed income & money market instruments.

## FUND INFORMATION:

<b>Strategy</b>	Fixed Income / Equity
<b>Risk Profile</b>	High
<b>Pricing Mechanism</b>	Daily Forward Pricing
<b>Pricing Days</b>	Monday to Friday
<b>Management Fee</b>	Invest Pro 1.8% / Remaining Products 1.5%
<b>Launch Date</b>	21-Sep-15
<b>NAV per unit at launch date</b>	100
<b>Month End Date</b>	29-Feb-24
<b>Expense Ratio CYTD*</b>	0.25%

\* Management fee

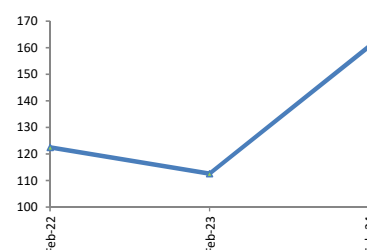
## ASSETS UNDER MANAGEMENT:

	Feb-24	Jan-24	MoM %
<b>NAV per Unit (PKR)</b>	160.4	156.2	2.68%
<b>Net Assets Value (PKR '000)</b>	868,626	843,501	2.98%

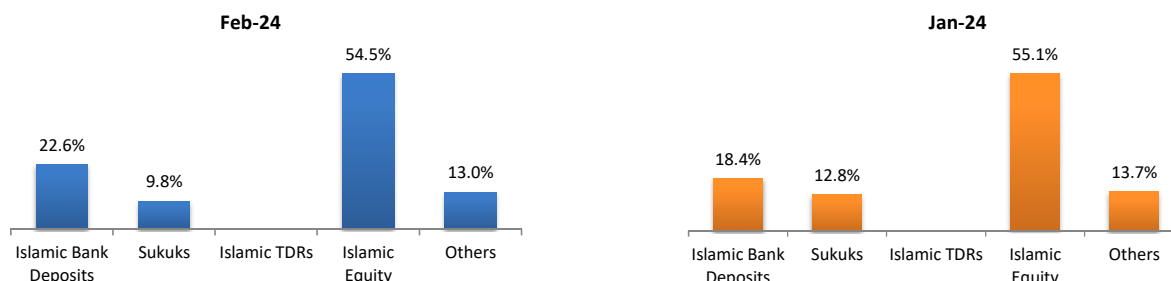
## RETURNS:

During the month the fund generated an absolute return of 2.68% against its last month absolute return of 0.64%.

### Value of 100 Rupees invested since inception



## ASSET ALLOCATION\*:



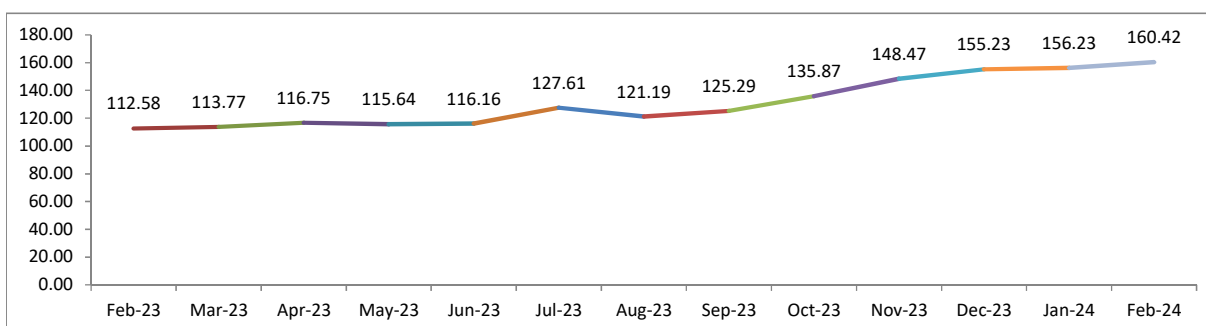
\* Asset Allocation have been developed by looking through the underlying assets of mutual funds investments.

## FUND PERFORMANCE:

	Absolute Return						Annualized Return
	30 Days	60 Days	90 Days	180 Days	365 Days	CYTD	Since Inception
<b>IGI Aggressive Fund - IAF</b>	2.68%	3.34%	8.05%	32.37%	42.50%	3.34%	5.75%

**Note: All returns are gross of Fund Management Charges.**

## IGI Takaful Aggressive Fund - IAF BID PRICE:



**Disclaimer:** Past performance is not indicative of future performance. Market volatility can significantly affect short-term performance. The value of investment can fall as well as rise.

# IGI Takaful Balanced Fund For the month of February 2024



## INVESTMENT OBJECTIVE:

The investment objective of the Fund is to earn competitive long term return by investing in mix of Shariah compliant equity, fixed income and money market instruments. This fund is suited for investors with moderate risk tolerance.

## FUND INFORMATION:

<b>Strategy</b>	Fixed Income / Equity
<b>Risk Profile</b>	Medium
<b>Pricing Mechanism</b>	Daily Forward Pricing
<b>Pricing Days</b>	Monday to Friday
<b>Management Fee</b>	Invest Pro 1.8% / Remaining Products 1.5%
<b>Launch Date</b>	21-Sep-15
<b>NAV per unit at launch date</b>	100
<b>Month End Date</b>	29-Feb-24
<b>Expense Ratio CYTD*</b>	0.25%

\* Management fee

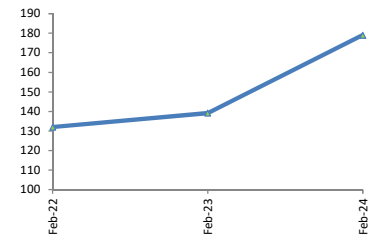
## ASSETS UNDER MANAGEMENT:

	Feb-24	Jan-24	MoM %
<b>NAV per Unit (PKR)</b>	179.1	175.9	1.83%
<b>Net Assets Value (PKR '000)</b>	2,875,975	2,817,210	2.09%

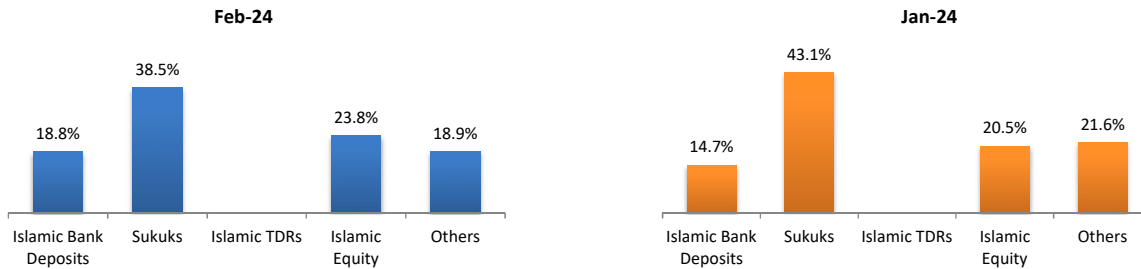
## RETURNS:

During the month the fund generated an absolute return of 1.83% against its last month absolute return of 1.20%.

### Value of 100 Rupees invested since inception



## ASSET ALLOCATION\*:



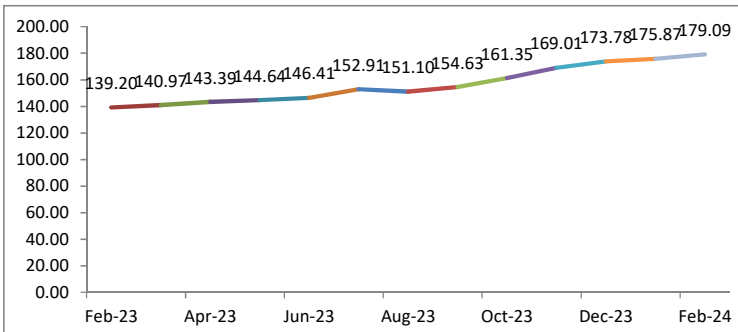
\* Asset Allocation have been developed by looking through the underlying assets of mutual funds investments.

## FUND PERFORMANCE:

	Absolute Return						Annualized Return
	30 Days	60 Days	90 Days	180 Days	365 Days	CYTD	Since Inception
<b>IGI Balanced Fund - IBF</b>	1.83%	3.05%	5.96%	18.52%	28.65%	3.05%	7.14%

**Note: All returns are gross of Fund Management Charges.**

## IGI Takaful Balanced Fund - IBF BID PRICE:



## Asset Quality of the Portfolio

A+	17.8%
AA-	11.4%
AA	20.6%
Government Securities	5.8%
Others/ NR	44.5%
<b>Total</b>	<b>100.0%</b>

**Disclaimer:** Past performance is not indicative of future performance. Market volatility can significantly affect short-term performance. The value of investment can fall as well as rise.

# IGI Takaful Conservative Fund For the month of February 2024



## INVESTMENT OBJECTIVE:

To provide stable and competitive returns in line with the money markets exhibiting low volatility consistent with capital preservation by constructing a liquid portfolio of low risk short term Shariah compliant investments yielding competitive returns.

## FUND INFORMATION:

Strategy	Fixed Income
Risk Profile	Low
Pricing Mechanism	Daily Forward Pricing
Pricing Days	Monday to Friday
Management Fee	Invest Pro 1.8% / Remaining Products 1.5%
Launch Date	21-Sep-15
NAV per unit at launch date	100
Month End Date	29-Feb-24
Weighted Avg. Time to Maturity	102 Days
Expense Ratio CYTD*	0.25%

\* Management fee

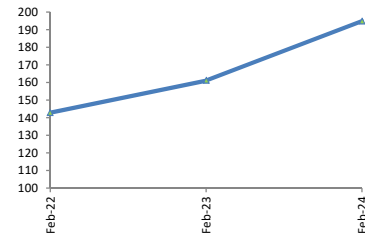
## ASSETS UNDER MANAGEMENT:

	Feb-24	Jan-24	MoM %
NAV per Unit (PKR)	194.9	192.1	1.48%
Net Assets Value (PKR '000)	3,156,600	3,042,560	3.75%

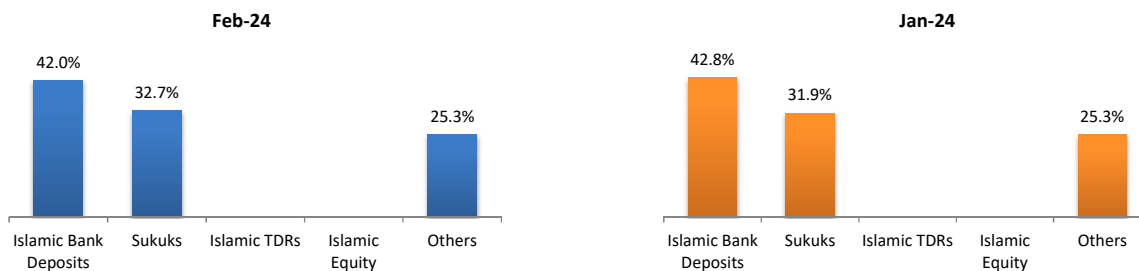
## RETURNS:

During the month the fund generated an absolute return of 1.48% against its last month absolute return of 1.68%.

## Value of 100 Rupees invested since inception



## ASSET ALLOCATION\*:



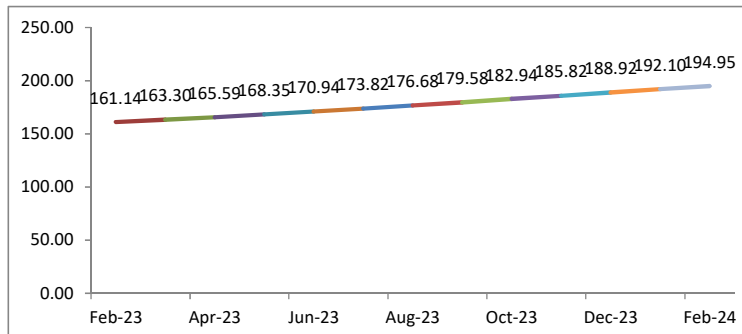
\* Asset Allocation have been developed by looking through the underlying assets of mutual funds investments.

## FUND PERFORMANCE:

	Absolute Return					Annualized Return	
	30 Days	60 Days	90 Days	180 Days	365 Days	CYTD	Since Inception
IGI Conservative Fund - ICF	1.48%	3.19%	4.91%	10.34%	20.98%	19.40%	8.22%

*Note: All returns are gross of Fund Management Charges.*

## IGI Takaful Income Fund - IIF BID PRICE:



## Asset Quality of the Portfolio

AA-	1.9%
AA	63.1%
AA+	15.1%
Government Securities	2.0%
Others/ NR	17.8%
<b>Total</b>	<b>100.0%</b>

**Disclaimer:** Past performance is not indicative of future performance. Market volatility can significantly affect short-term performance. The value of investment can fall as well as rise.