

IGI
Life



FUNDS MANAGEMENT REPORT

JANUARY 2024

5367
2247
4364
437
61
61
28

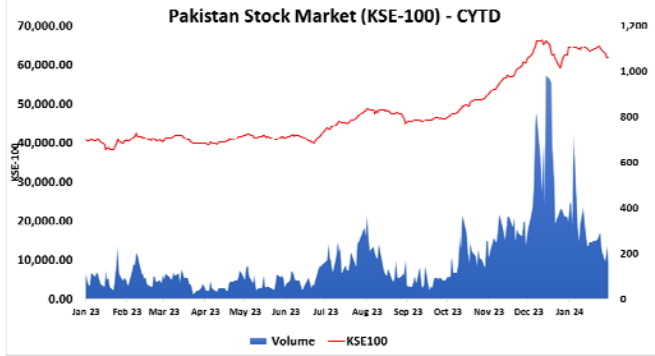
(021) 111-111-711

or visit www.igilife.com.pk

Follow us on: [X/lifeIGI/](#) [f/lifeigi/](#) [@igilifevitality/](#)

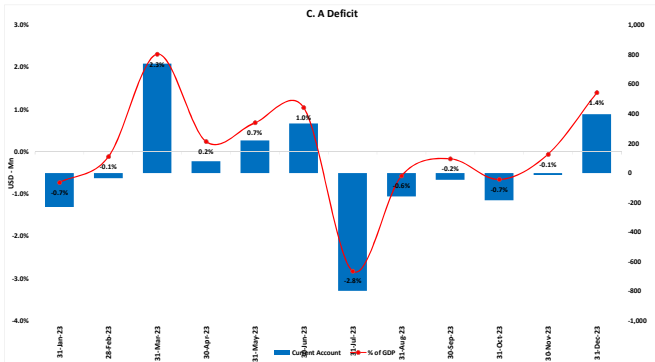
Terms & Conditions Apply

FUND MANAGER REPORT - Key Economic Indicators
As at January 31, 2024

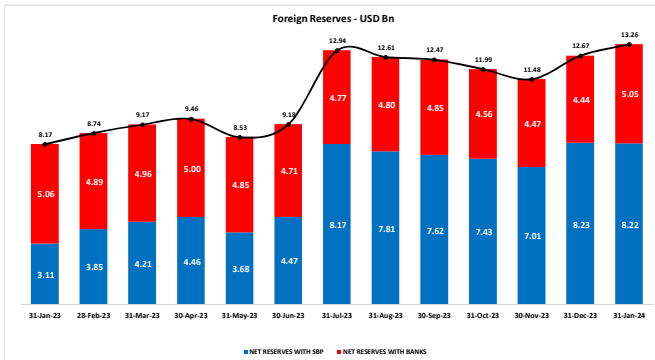


PSX Performance	KSE100	KSE30	KMI30	KSEALL
31-Dec-23	62,451	20,777	104,729	41,916
31-Dec-23	62,451	20,777	104,729	41,916
31-Jan-24	61,979	20,954	103,713	41,893
MTD - %	-0.76%	0.86%	-0.97%	-0.06%
CYTD - %	-0.76%	0.86%	-0.97%	-0.06%

Portfolio (USD - Mn)	MTD	CYTD
FOREIGN CORPORATES	(37.90)	(37.90)
FOREIGN INDIVIDUAL	(0.02)	(0.02)
OVERSEAS PAKISTANI	0.70	0.70
FIPI	(37.22)	(37.22)
BANKS / DFI	0.28	0.28
BROKER PROPRIETARY TRADING	0.29	0.29
COMPANIES	11.66	11.66
INDIVIDUALS	(0.93)	(0.93)
INSURANCE COMPANIES	28.93	28.93
MUTUAL FUNDS	(4.31)	(4.31)
NBFC	0.04	0.04
OTHER ORGANIZATION	1.26	1.26
LIPI	37.22	37.22

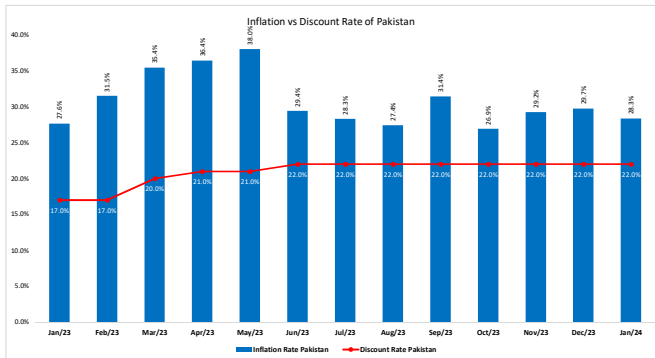


Global Market Performance		MTD - %	CYTD - %
Index			
Karachi 100	Pakistan	-0.76%	-0.76%
BSE Sensex	India	-0.68%	-0.68%
Dow Jones	USA	1.22%	1.22%
S&P 500	USA	1.66%	1.66%
Nasdaq	USA	1.02%	1.02%
FTSE 100	UK	-1.33%	-1.33%
Euro Stoxx 50	Euro Zone	2.80%	2.80%
Shanghai	China	-6.27%	-6.27%
Nikkei 225	Japan	8.43%	8.43%
CAC 40	France	1.51%	1.51%
MOEX	Russia	3.71%	3.71%



Forex Rates	Dec-23	Dec-23	Jan-24
USD	281.50	281.50	279.50
EUR	309.00	309.00	301.00
JPY	1.45	1.45	2.10
GBP	358.00	358.00	354.00
CNY	39.64	39.64	38.67

PKRVs	Dec-23	Dec-23	Jan-24
3M	21.28%	21.28%	20.70%
6M	21.37%	21.37%	21.00%
1Y	21.32%	21.32%	20.84%
3Y	16.54%	16.54%	16.73%
5Y	15.90%	15.90%	15.47%
7Y	15.37%	15.37%	14.89%
10Y	14.91%	14.91%	14.17%



International Commodities	Dec-23	Dec-23	Jan-24
Arab Light	82.03	82.03	83.41
BRENT CRUDE OIL	77.15	77.15	80.55
WTI CRUDE OIL	71.77	71.77	75.85
Coal [API4 - FOB Richards Bay]	100.32	100.32	99.60
Steel (USD/ton)	1,135.00	1,135.00	963.00
HRC (USD/ton)	4,088.00	4,088.00	4,000.00
COPPER USD	3.89	3.89	3.91
GOLD	2,071.80	2,071.80	2,067.40
PLATINUM	1,009.20	1,009.20	932.60
NATURAL GAS	2.51	2.51	2.10
SILVER	24.03	24.03	23.17

Macroeconomic Review:

Pakistan's headline inflation number, the National Consumer Price Inflation (NCPI), stood at 28.3% in Jan-2024, showing a slight decline from the previous month's reading of 29.7%. On a month-on-month basis, inflation was 1.8% in Jan-2024, as compared to an increase of 0.8% in Dec-2023. On month-on-month basis, the increase was mainly caused by higher food & beverages, and housing and utilities prices which increased by 2.9% & 2.5%, respectively.

The Wholesale Price Inflation (WPI) index on a year-on-year basis increased by 27.0% in Jan-2024 as compared to the previous month's increase of 27.3% on yearly basis.

The Real Effective Exchange Rate (REER) of Pakistan experienced a negligible decrease of 0.12% from Dec-2023 to Nov-2023, with Dec-2023 REER at 98.86 while Nov-2023 number was 98.28. Overall, movement remained negative on a month-on-month basis.

The Current Account Balance in Dec-2023 stood at a surplus of USD 397 million, a notable increase from the prior month's deficit of USD 15 million. Exports of goods & services marginally increased on a month-on-month basis.

Money Market Review:

In the money market, in the last treasury bill auction of Jan-2024, cut-off yields settled at 20.4997% and 20.4000% & 20.2298% for the 3-month, 6-months and 12-month tenors, respectively.

In the Pakistan Investment Bonds (PIBs) auction of Jan-2024, cut-off yields were 16.80%, 15.50% and 14.50% in 3, 5 and 10 years tenors respectively. No bids were received for 15-year, 20-year, and 30-year tenor.

In its last monetary policy meeting, the SBP kept the policy rate at 22.00% considering the macro-economic situation. The SBP expects the inflation to remain higher than its initial estimates for FY2023-24. Higher inflation is anticipated due to expected increase in utilities tariff and other price pressures.

Equity Market Review:

The KSE-100 index, Pakistan's stock market main index, closed at 61,979 points level at the end of Jan 2024. Compared with Dec-2023 closing of 62,451 points, performance remained negative, and the KSE-100 index went down by 0.76%.

Net foreign portfolio recorded an outflow of USD 37.2 million during Jan-2024. Foreign corporates sold equities worth USD 37.9 million, while overseas Pakistanis bought net equities of USD 0.7 million.

On the local activity side, Mutual Funds & Individuals were the sellers with net outflows of USD 4.3/ 0.9 million respectively. Major buying was witnessed by the Insurance Companies, Companies and Other Organizations and inflows were USD 28.9, 11.7 & 1.3 million respectively.

Source: SBP, PBS, PSX, Bloomberg

Risk Profile of Unit Linked Funds
January/24



Sr. No.	Fund Name	Funds Category	Risk Profile
1	IGI Conservative Fund	Income Fund	Low
2	IGI Future Secure Cautious Fund	Money Market Fund of Funds	Low
3	IGI Balanced Fund	Balanced Fund	Medium
4	IGI Future Secure Balanced Fund	Balanced Fund of Funds	Medium
5	IGI Aggressive Fund	Aggressive Fund	High
6	IGI Future Secure Adventurous Fund	Equity Fund of Funds	High
7	IGI Takaful Conservative Fund	Money Market Fund - Takaful (Shariah Compliant)	Low
8	IGI Takaful Balanced Fund	Balanced Fund - Takaful (Shariah Compliant)	Medium
9	IGI Takaful Aggressive Fund	Aggressive Fund - Takaful (Shariah Compliant)	High
10	IGI Future Secure Fund	Government Securities Fund	Low
11	IGI Sarmaya Pakistan Income Fund	Income Fund of Funds	Moderate
12	IGI Sarmaya Pakistan Stock Fund	Equity Fund of Funds	High
13	IGI United Stock Fund	Equity Fund of Funds	High
14	IGI Sarmaya United Money Market Fund	Money Market Fund of Funds	Low
15	IGI Secure Fund	Money Market Fund	Low
16	IGI Islamic Fund	Islamic Income Fund of Funds	Moderate

IGI Takaful Aggressive Fund For the month of January 2024



INVESTMENT OBJECTIVE:

To provide investors with an opportunity to earn long-term capital appreciation optimizing through broad mix of asset classes largely driven by Shariah compliant equity with a proportion of Shariah compliant fixed income & money market instruments.

FUND INFORMATION:

Strategy	Fixed Income / Equity
Risk Profile	High
Pricing Mechanism	Daily Forward Pricing
Pricing Days	Monday to Friday
Management Fee	Invest Pro 1.8% / Remaining Products 1.5%
Launch Date	21-Sep-15
NAV per unit at launch date	100
Month End Date	31-Jan-24
Expense Ratio CYTD*	0.12%

* Management fee

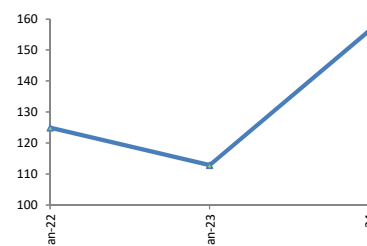
ASSETS UNDER MANAGEMENT:

	Jan-24	Dec-23	MoM %
NAV per Unit (PKR)	156.2	155.2	0.64%
Net Assets Value (PKR '000)	843,501	844,299	-0.09%

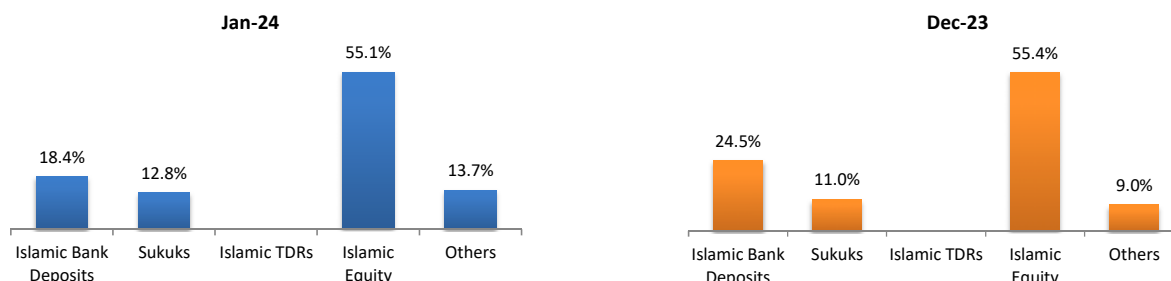
RETURNS:

During the month the fund generated an absolute return of 0.64% against its last month absolute return of 4.56%.

Value of 100 Rupees invested since inception



ASSET ALLOCATION*:



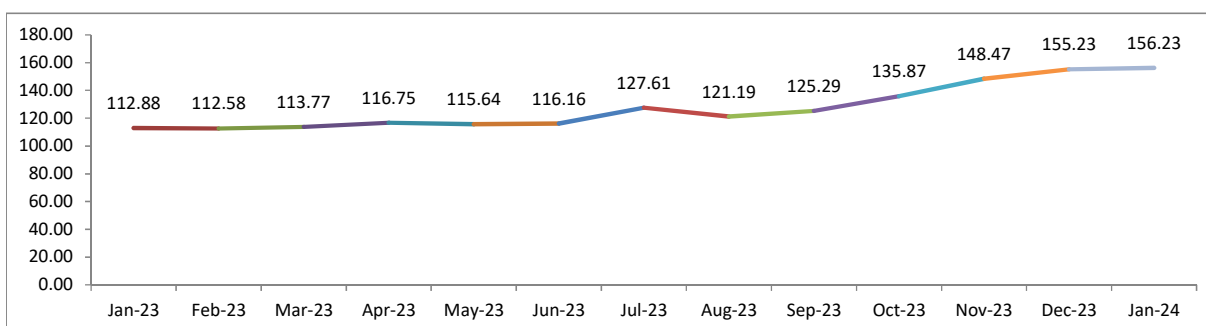
* Asset Allocation have been developed by looking through the underlying assets of mutual funds investments.

FUND PERFORMANCE:

	Absolute Return						Annualized Return
	30 Days	60 Days	90 Days	180 Days	365 Days	CYTD	Since Inception
IGI Aggressive Fund - IAF	0.64%	5.22%	14.98%	22.43%	38.40%	0.64%	5.47%

Note: All returns are gross of Fund Management Charges.

IGI Talaful Aggressive Fund - IAF BID PRICE:



Disclaimer: Past performance is not indicative of future performance. Market volatility can significantly affect short-term performance. The value of investment can fall as well as rise.

IGI Takaful Balanced Fund For the month of January 2024



INVESTMENT OBJECTIVE:

The investment objective of the Fund is to earn competitive long term return by investing in mix of Shariah compliant equity, fixed income and money market instruments. This fund is suited for investors with moderate risk tolerance.

FUND INFORMATION:

Strategy	Fixed Income / Equity
Risk Profile	Medium
Pricing Mechanism	Daily Forward Pricing
Pricing Days	Monday to Friday
Management Fee	Invest Pro 1.8% / Remaining Products 1.5%
Launch Date	21-Sep-15
NAV per unit at launch date	100
Month End Date	31-Jan-24
Expense Ratio CYTD*	0.12%

* Management fee

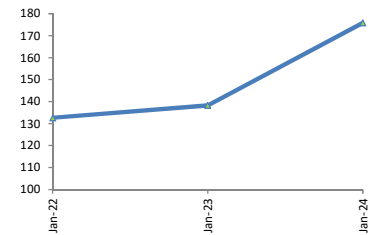
ASSETS UNDER MANAGEMENT:

	Jan-24	Dec-23	MoM %
NAV per Unit (PKR)	175.9	173.8	1.20%
Net Assets Value (PKR '000)	2,817,210	2,807,591	0.34%

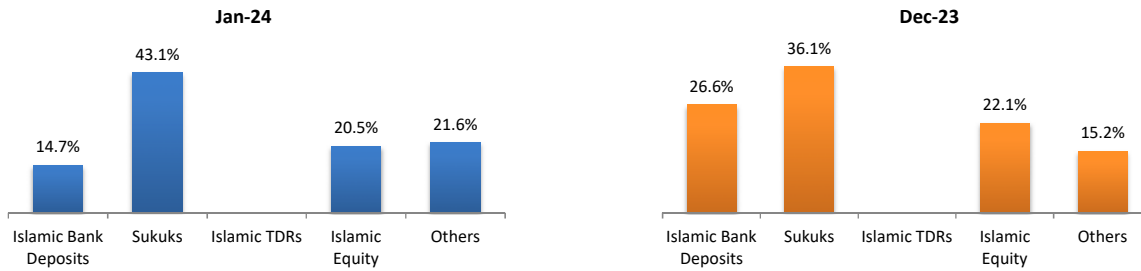
RETURNS:

During the month the fund generated an absolute return of 1.20% against its last month absolute return of 2.82%.

Value of 100 Rupees invested since inception



ASSET ALLOCATION*:



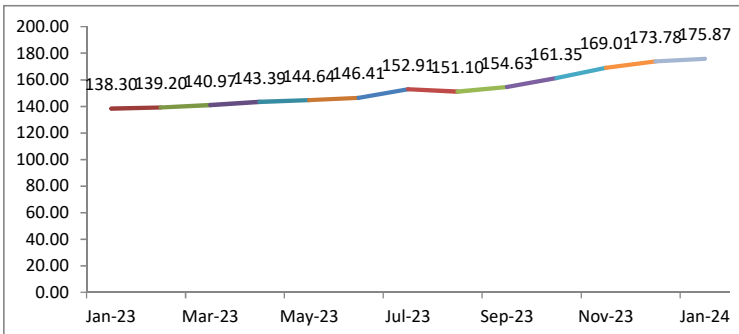
* Asset Allocation have been developed by looking through the underlying assets of mutual funds investments.

FUND PERFORMANCE:

	Absolute Return						Annualized Return
	30 Days	60 Days	90 Days	180 Days	365 Days	CYTD	Since Inception
IGI Balanced Fund - IBF	1.20%	4.06%	9.00%	15.01%	27.17%	1.20%	6.98%

Note: All returns are gross of Fund Management Charges.

IGI Takaful Balanced Fund - IBF BID PRICE:



Asset Quality of the Portfolio

A+	19.0%
AA-	12.1%
AA	26.7%
Government Securities	5.9%
Others/ NR	36.2%
Total	100.0%

Disclaimer: Past performance is not indicative of future performance. Market volatility can significantly affect short-term performance. The value of investment can fall as well as rise.

IGI Takaful Conservative Fund For the month of January 2024



INVESTMENT OBJECTIVE:

To provide stable and competitive returns in line with the money markets exhibiting low volatility consistent with capital preservation by constructing a liquid portfolio of low risk short term Shariah compliant investments yielding competitive returns.

FUND INFORMATION:

Strategy	Fixed Income
Risk Profile	Low
Pricing Mechanism	Daily Forward Pricing
Pricing Days	Monday to Friday
Management Fee	Invest Pro 1.8% / Remaining Products 1.5%
Launch Date	21-Sep-15
NAV per unit at launch date	100
Month End Date	31-Jan-24
Weighted Avg. Time to Maturity	116 Days
Expense Ratio CYTD*	0.12%

* Management fee

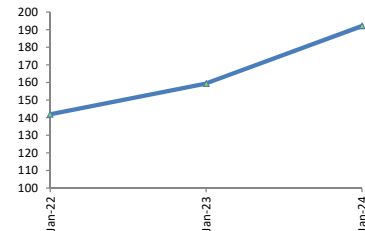
ASSETS UNDER MANAGEMENT:

	Jan-24	Dec-23	MoM %
NAV per Unit (PKR)	192.1	188.9	1.68%
Net Assets Value (PKR '000)	3,042,560	2,950,404	3.12%

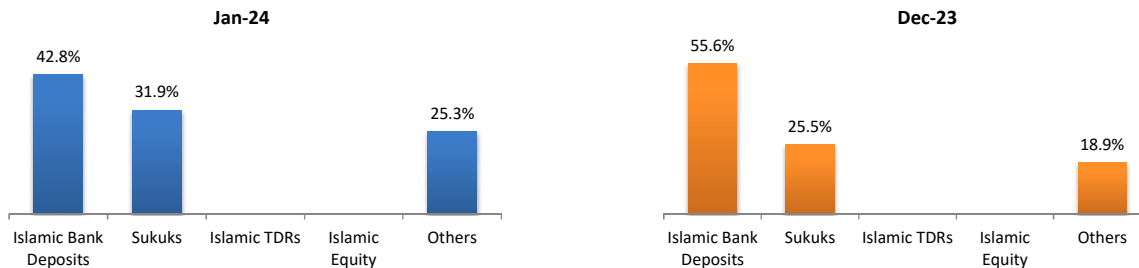
RETURNS:

During the month the fund generated an absolute return of 1.68% against its last month absolute return of 1.67%.

Value of 100 Rupees invested since inception



ASSET ALLOCATION*:



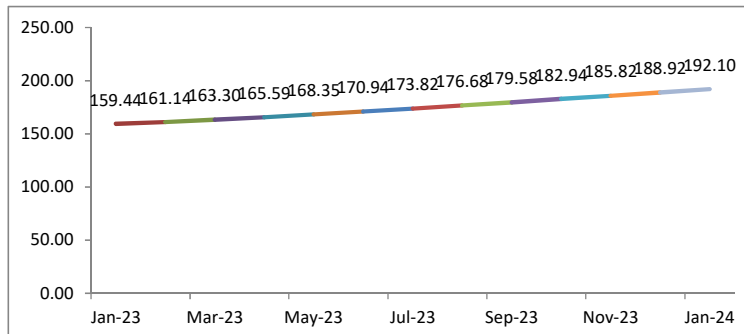
* Asset Allocation have been developed by looking through the underlying assets of mutual funds investments.

FUND PERFORMANCE:

	Absolute Return					Annualized Return	
	30 Days	60 Days	90 Days	180 Days	365 Days	CYTD	Since Inception
IGI Conservative Fund - ICF	1.68%	3.38%	5.01%	10.52%	20.48%	19.83%	8.11%

Note: All returns are gross of Fund Management Charges.

IGI Takaful Income Fund - IIF BID PRICE:



Asset Quality of the Portfolio

A+	5.0%
AA-	0.4%
AA	62.6%
AA+	14.6%
Others/ NR	17.5%
Total	100.0%

Disclaimer: Past performance is not indicative of future performance. Market volatility can significantly affect short-term performance. The value of investment can fall as well as rise.