

Funds Management Report

DECEMBER - 2023



Call now

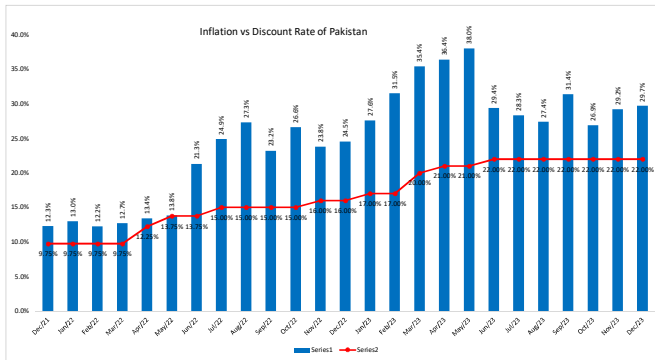
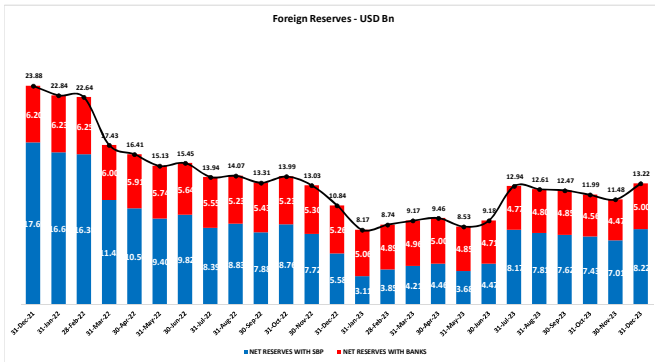
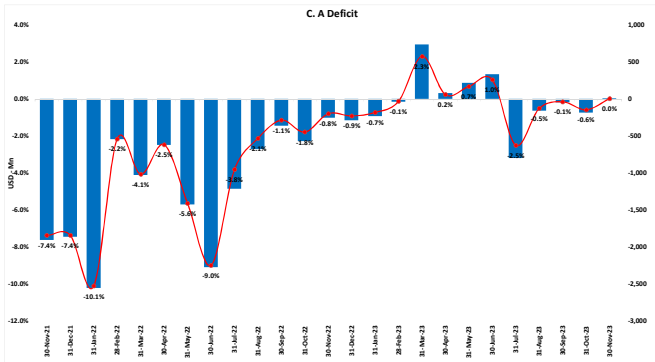
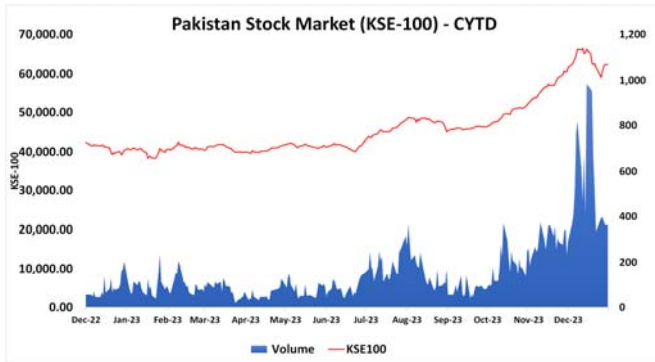
(021) 111-111-711

www.igilifevitality.com.pk

Follow us on: [/lifeIGI/](https://twitter.com/lifeIGI/) [f/lifeigi/](https://facebook.com/lifeigi/) [@igilifevitality/](https://instagram.com/igilifevitality/)

Terms & Conditions Apply

FUND MANAGER REPORT - Key Economic Indicators
As at December 31, 2023



PSX Performance	KSE100	KSE30	KMI30	KSEALL
31-Dec-22	40,420	14,836	68,278	27,533
30-Nov-23	60,531	20,188	101,701	40,324
31-Dec-23	62,451	20,777	104,729	41,916
MTD - %	3.17%	2.91%	2.98%	3.95%
CYTD - %	54.50%	40.04%	53.39%	52.24%

Portfolio (USD - Mn)	MTD	CYTD
FOREIGN CORPORATES	22.63	72.92
FOREIGN INDIVIDUAL	0.13	1.58
OVERSEAS PAKISTANI	3.95	(0.99)
FIPI	26.72	73.51
BANKS / DFI	(4.46)	(68.75)
BROKER PROPRIETARY TRADING	(6.20)	(28.68)
COMPANIES	(2.25)	129.41
INDIVIDUALS	(15.97)	27.68
INSURANCE COMPANIES	7.22	(0.62)
MUTUAL FUNDS	(5.06)	(131.98)
NBFC	0.09	1.40
OTHER ORGANIZATION	(0.09)	(1.96)
LIPI	(26.72)	(73.51)

Global Market Performance		MTD - %	CYTD - %
Index			
Karachi 100	Pakistan	16.45%	35.72%
BSE Sensex	India	4.87%	14.99%
Dow Jones	USA	8.77%	-1.07%
S&P 500	USA	8.92%	-4.16%
Nasdaq	USA	10.70%	-9.07%
FTSE 100	UK	1.80%	0.94%
Euro Stoxx 50	Euro Zone	7.91%	1.96%
Shanghai	China	0.36%	-16.76%
Nikkei 225	Japan	8.52%	16.31%
CAC 40	France	6.17%	2.21%
MOEX	Russia	-1.10%	-16.41%

Forex Rates	Dec-22	Nov-23	Dec-23
USD	233.60	285.40	281.50
EUR	260.50	311.00	309.00
JPY	2.35	1.49	1.45
GBP	296.60	358.50	358.00
CNY	32.51	39.58	39.64

PKRVs	Dec-22	Nov-23	Dec-23
3M	16.69%	21.33%	21.28%
6M	16.99%	21.33%	21.37%
1Y	17.00%	21.30%	21.32%
3Y	15.64%	16.50%	16.54%
5Y	14.61%	15.90%	15.90%
7Y	14.01%	15.35%	15.37%
10Y	13.70%	14.97%	14.91%

International Commodities	Dec-22	Nov-23	Dec-23
Arab Light	83.55	87.58	82.03
BRENT CRUDE OIL	85.91	80.86	77.15
WTI CRUDE OIL	78.40	75.96	71.77
Coal [API4 - FOB Richards Bay]	208.15	109.00	100.32
Steel (USD/ton)	744.00	1,044.00	1,135.00
HRC (USD/ton)	4,167.00	3,973.00	4,088.00
COPPER USD	3.81	3.85	3.89
GOLD	1,826.20	2,038.10	2,071.80
PLATINUM	1,082.90	935.90	1,009.20
NATURAL GAS	4.48	2.80	2.51
SILVER	24.04	25.66	24.03

Macroeconomic Review:

Pakistan's headline inflation number, the National Consumer Price Inflation (NCPI) stood at 29.7% in Dec-2023, showing considerable increase from the previous month's reading of 29.2%. Housing and utilities, household maintenance, and recreational items indexes were up by 37.7%, 32.5% and 30.7% respectively on yearly basis. On a month-on-month basis, inflation increased 0.8% in Dec-2023, compared to an increase of 2.7% in Nov-2023.

The Wholesale Price Inflation (WPI) index on a year-on-year basis increased to 27.3% in Dec-2023 as compared to the previous month's increase of 26.4% on yearly basis.

The Real Effective Exchange Rate (REER) of Pakistan experienced a slight decrease of 0.34% from Nov-2023 to Oct-2023, with Nov-2023 REER at 98.2 and Oct-2023 number at 98.5. Overall, movement remained negative on a month-on-month basis.

The Current Account Balance in Nov-2023 stood at a surplus of USD 9 million, a notable increase from the previous month's deficit of USD 184 million. Exports of goods increased on a month-on-month basis.

Money Market Review:

In the money market, in the last treasury bill auction of Dec-2023, cut-off yields settled at 20.99% and 20.96% & 20.84% for the 3-month, 6-months and 12-month tenures, respectively.

In the latest Pakistan Investment Bonds (PIBs) auction, cut-off yields were 17.19%, 15.88% and 15.00% in 3, 5 and 10 years tenor respectively. No bids were received for 15-year, 20-year, and 30-year tenor.

In its last monetary policy meeting, the SBP kept the policy rate at 22.00% considering the macro-economic situation. The SBP stated that inflation is expected to come down going forward and further stated that it will be able to meet its medium-term inflation target.

Equity Market Review:

The KSE-100 index, Pakistan's main stock market index, closed at 62,451 points level at the end of Dec-2023, as compared to Nov-2023 closing of 60,531 points. Performance remained positive, and KSE 100 index was up by 3.17%.

Net foreign portfolio recorded an inflow of USD 26.7 million during Dec-2023. Foreign corporates bought equities worth USD 22.6 million, while overseas Pakistanis bought net equities of USD 3.9 million.

On the local activity side, individuals, brokers & mutual funds were the sellers with net outflows of USD 16.0/ 6.2/ 5.1 million respectively. Buying was witnessed only by Insurance companies of USD 7.2 million.

Source: SBP, PBS, PSX, Bloomberg

Risk Profile of Unit Linked Funds
December/23



Sr. No.	Fund Name	Funds Category	Risk Profile
1	IGI Conservative Fund	Income Fund	Low
2	IGI Future Secure Cautious Fund	Money Market Fund of Funds	Low
3	IGI Balanced Fund	Balanced Fund	Medium
4	IGI Future Secure Balanced Fund	Balanced Fund of Funds	Medium
5	IGI Aggressive Fund	Aggressive Fund	High
6	IGI Future Secure Adventurous Fund	Equity Fund of Funds	High
7	IGI Takaful Conservative Fund	Money Market Fund - Takaful (Shariah Compliant)	Low
8	IGI Takaful Balanced Fund	Balanced Fund - Takaful (Shariah Compliant)	Medium
9	IGI Takaful Aggressive Fund	Aggressive Fund - Takaful (Shariah Compliant)	High
10	IGI Future Secure Fund	Government Securities Fund	Low
11	IGI Sarmaya Pakistan Income Fund	Income Fund of Funds	Moderate
12	IGI Sarmaya Pakistan Stock Fund	Equity Fund of Funds	High
13	IGI United Stock Fund (Formerly: IGI Sarmaya United Stock Fund)	Equity Fund of Funds	High
14	IGI Sarmaya United Money Market Fund	Money Market Fund of Funds	Low
15	IGI Secure Fund (Formerly: IGI Sarmaya Secure Fund)	Money Market Fund	Low
16	IGI Islamic Fund	Islamic Income Fund of Funds	Moderate

IGI Aggressive Fund

For the month of December 2023



INVESTMENT OBJECTIVE:

To provide investors with an opportunity to earn long-term capital appreciation optimizing through broad mix of asset classes largely driven by equity with a proportion of fixed income & money market instruments.

FUND INFORMATION:

Strategy	Fixed Income / Equity
Risk Profile	High
Pricing Mechanism	Daily Forward Pricing
Pricing Days	Monday to Friday
Management Fee	Invest Pro 1.8% / Remaining Products 1.5%
Launch Date	25-Apr-08
NAV per unit at launch date	100
Month End Date	31-Dec-23
Expense Ratio CYTD*	1.50%
* Management fee	

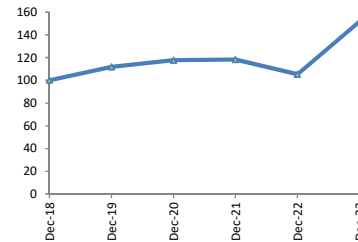
ASSETS UNDER MANAGEMENT:

	Dec-23	Nov-23	MoM %
NAV per Unit (PKR)	424.9	410.4	3.54%
Net Assets Value (PKR '000)	1,023,067	989,752	3.37%

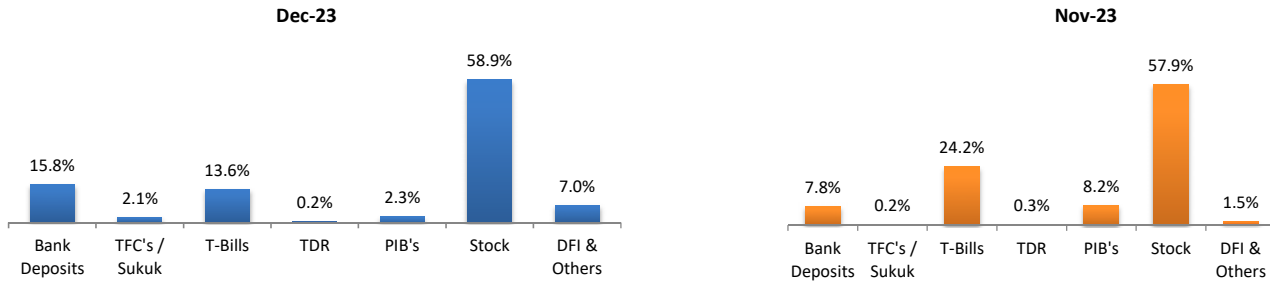
RETURNS:

During the month the fund generated an absolute return of 3.54% against its last month absolute return of 10.34%.

Value of 100 Rupees invested 5 years ago



ASSET ALLOCATION*:



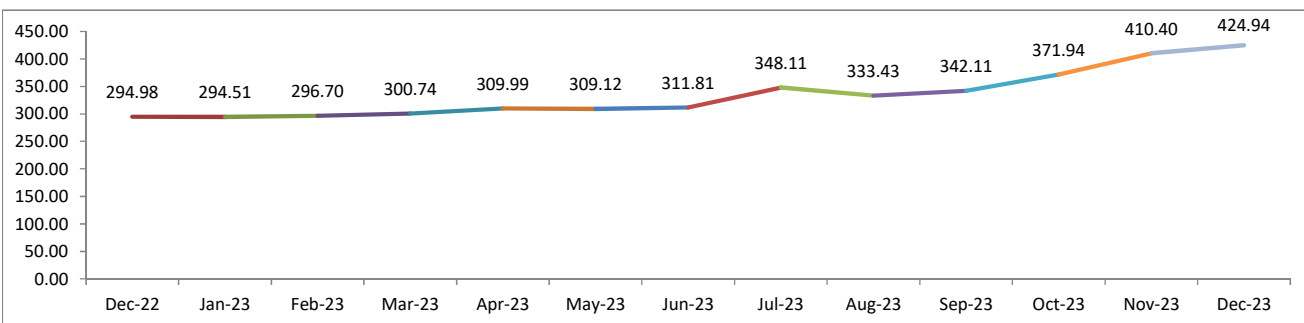
* Asset Allocation have been developed by looking through the underlying assets of mutual funds investments.

FUND PERFORMANCE:

	Absolute Return						Annualized Return
	30 Days	60 Days	90 Days	180 Days	365 Days	CYTD	Since Inception
IGI Aggressive Fund - IAF	3.54%	14.25%	24.21%	36.28%	44.06%	44.06%	9.66%

Note: All returns are gross of Fund Management Charges.

IGI Aggressive Fund - IAF BID PRICE:



Disclaimer: Past performance is not indicative of future performance. Market volatility can significantly affect short-term performance. The value of investment can fall as well as rise.

IGI Balanced Fund For the month of December 2023



INVESTMENT OBJECTIVE:

The investment objective of the Fund is to earn competitive long term return by investing in mix of equity, fixed income and money market instrument. This fund is suited for investors with moderate risk tolerance.

FUND INFORMATION:

Strategy	Fixed Income / Equity
Risk Profile	Medium
Pricing Mechanism	Daily Forward Pricing
Pricing Days	Monday to Friday
Management Fee	Invest Pro 1.8% / Remaining Products 1.5%
Launch Date	25-Apr-08
NAV per unit at launch date	100
Month End Date	31-Dec-23
Expense Ratio CYTD*	1.50%

* Management fee

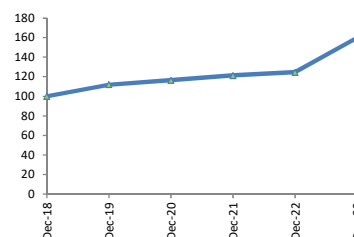
ASSETS UNDER MANAGEMENT:

	Dec-23	Nov-23	MoM %
NAV per Unit (PKR)	422.5	413.5	2.19%
Net Assets Value (PKR '000)	1,003,421	972,587	3.17%

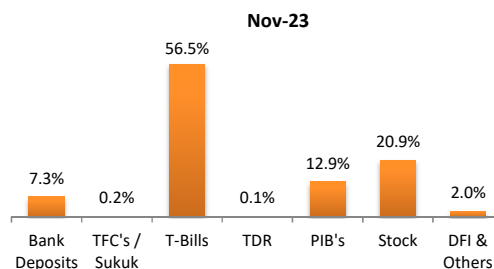
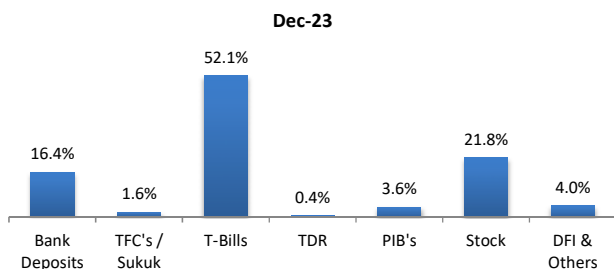
RETURNS:

During the month the fund generated an absolute return of 2.19% against its last month absolute return of 5.10%.

Value of 100 Rupees invested 5 years ago



ASSET ALLOCATION*:



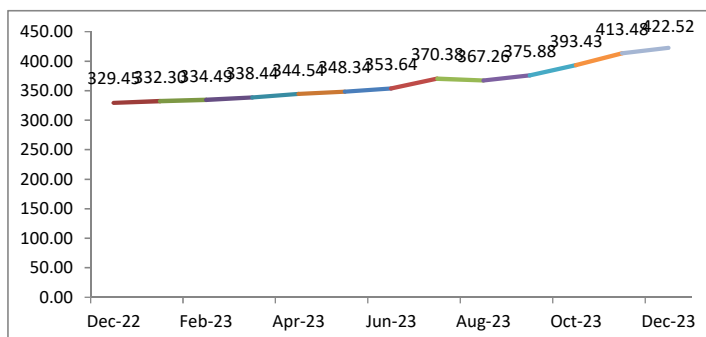
* Asset Allocation have been developed by looking through the underlying assets of mutual funds investments.

FUND PERFORMANCE:

	Absolute Return						Annualized Return
	30 Days	60 Days	90 Days	180 Days	365 Days	CYTD	Since Inception
IGI Balanced Fund - IBF	2.19%	7.39%	12.41%	19.48%	28.25%	28.25%	9.62%

Note: All returns are gross of Fund Management Charges.

IGI Balanced Fund - IBF BID PRICE:



Asset Quality of the Portfolio

A+	4.3%
AA-	9.1%
AA	5.9%
AA+	7.7%
AAA	4.7%
Government Securities	44.0%
Others/ NR	24.2%
Total	100.0%

Disclaimer: Past performance is not indicative of future performance. Market volatility can significantly affect short-term performance. The value of investment can fall as well as rise.

IGI Conservative Fund For the month of December 2023



INVESTMENT OBJECTIVE:

To provide stable and competitive returns in line with the money markets exhibiting low volatility consistent with capital preservation by constructing a liquid portfolio of low risk short term investments yielding competitive returns.

FUND INFORMATION:

Strategy	Fixed Income
Risk Profile	Low
Pricing Mechanism	Daily Forward Pricing
Pricing Days	Monday to Friday
Management Fee	Invest Pro 1.8% / Remaining Products 1.5%
Launch Date	25-Apr-08
NAV per unit at launch date	100
Month End Date	31-Dec-23
Weighted Avg. Time to Maturity	217 Days
Expense Ratio CYTD*	1.50%

* Management fee

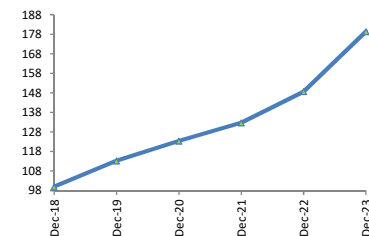
ASSETS UNDER MANAGEMENT:

	Dec-23	Nov-23	MoM %
NAV per Unit (PKR)	371.1	365.0	1.65%
Net Assets Value (PKR '000)	701,024	691,138	1.43%

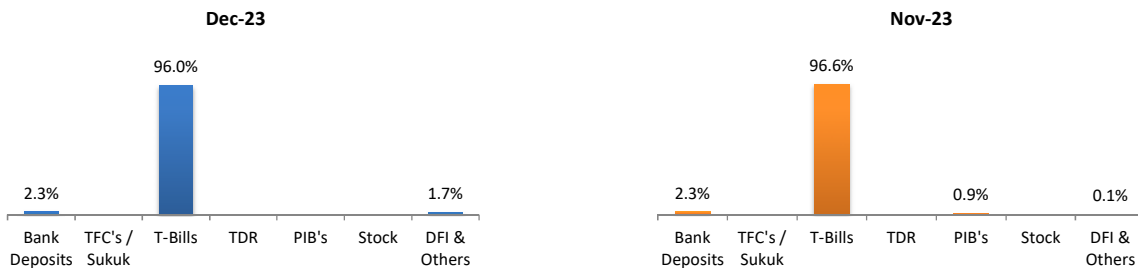
RETURNS:

During the month the fund generated an absolute return of 1.65% against its last month absolute return of 1.78%.

Value of 100 Rupees invested 5 years ago



ASSET ALLOCATION*:



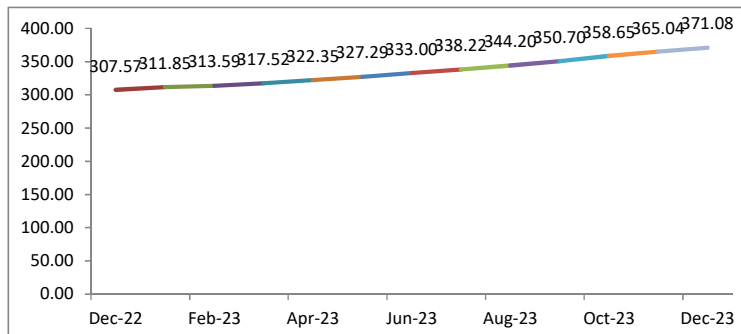
* Asset Allocation have been developed by looking through the underlying assets of mutual funds investments.

FUND PERFORMANCE:

	Absolute Return					Annualized Return	
	30 Days	60 Days	90 Days	180 Days	365 Days	CYTD	Since Inception
IGI Conservative Fund - ICF	1.65%	3.47%	5.81%	11.43%	20.65%	20.65%	8.71%

Note: All returns are gross of Fund Management Charges.

IGI Income Fund - IIF BID PRICE:



Asset Quality of the Portfolio

AA+	4.0%
Government Securities	95.4%
Others/ NR	0.7%
Total	100.0%

Disclaimer: Past performance is not indicative of future performance. Market volatility can significantly affect short-term performance. The value of investment can fall as well as rise.

IGI Islamic Fund

For the month of December 2023



INVESTMENT OBJECTIVE:

To provide maximum possible preservation of capital and a reasonable rate of return via investing in Shariah Compliant money market and debt securities having good credit quality rating and liquidity.

FUND INFORMATION:

Strategy	Islamic Fixed Income
Risk Profile	Moderate
Pricing Mechanism	Daily Forward Pricing
Pricing Days	Monday to Friday
Management Fee	1.5%
Launch Date	25-Apr-08
NAV per unit at launch date	100
Month End Date	31-Dec-23
Expense Ratio CYTD*	1.50%
* Management fee	

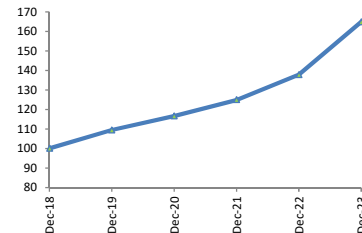
ASSETS UNDER MANAGEMENT:

	Dec-23	Nov-23	MoM %
NAV per Unit (PKR)	257.8	253.4	1.76%
Net Assets Value (PKR '000)	168,513	176,145	-4.33%

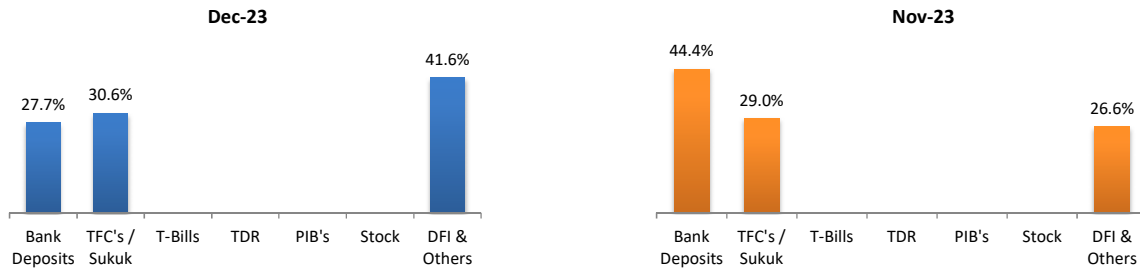
RETURNS:

During the month the fund generated an absolute return of 1.76% against its last month absolute return of 1.65%.

Value of 100 Rupees invested 5 years ago



ASSET ALLOCATION*:



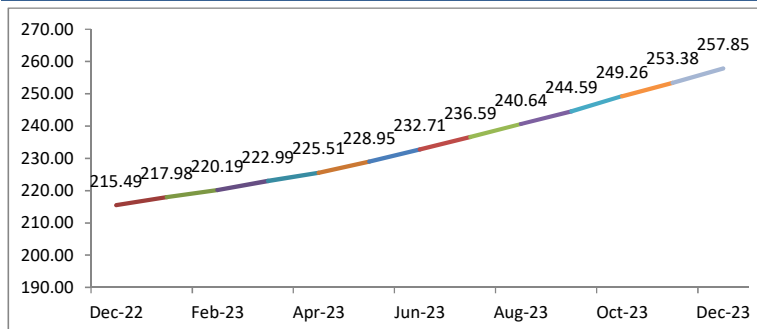
* Asset Allocation have been developed by looking through the underlying assets of mutual funds investments.

FUND PERFORMANCE:

	Absolute Return						Annualized Return
	30 Days	60 Days	90 Days	180 Days	365 Days	CYTD	Since Inception
IGI Islamic Fund - IIF	1.76%	3.45%	5.42%	10.80%	19.66%	19.66%	6.22%

Note: All returns are gross of Fund Management Charges.

IGI Islamic Fund - IIF BID PRICE:



Asset Quality of the Portfolio

AA-	66.9%
AA	35.4%
Others/ NR	-2.3%
Total	100.0%

Disclaimer: Past performance is not indicative of future performance. Market volatility can significantly affect short-term performance. The value of investment can fall as well as rise.

IGI Future Secure Adventurous Fund For the month of December 2023



INVESTMENT OBJECTIVE:

To provide investors with an opportunity to earn long-term capital appreciation optimizing through broad mix of asset classes encompassing equity, fixed income & money market instruments.

FUND INFORMATION:

Strategy	Fixed Income / Equity
Risk Profile	High
Pricing Mechanism	Daily Forward Pricing
Pricing Days	Monday to Friday
Management Fee	1.5%
Launch Date	25-Feb-10
NAV per unit at launch date	100
Month End Date	31-Dec-23
Expense Ratio CYTD*	1.50%
* Management fee	

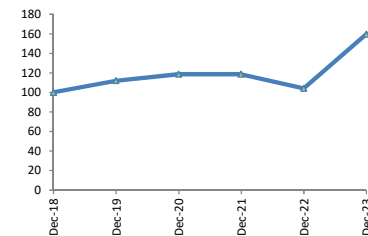
ASSETS UNDER MANAGEMENT:

	Dec-23	Nov-23	MoM %
NAV per Unit (PKR)	593.1	570.4	3.98%
Net Assets Value (PKR '000)	16,012	15,422	3.83%

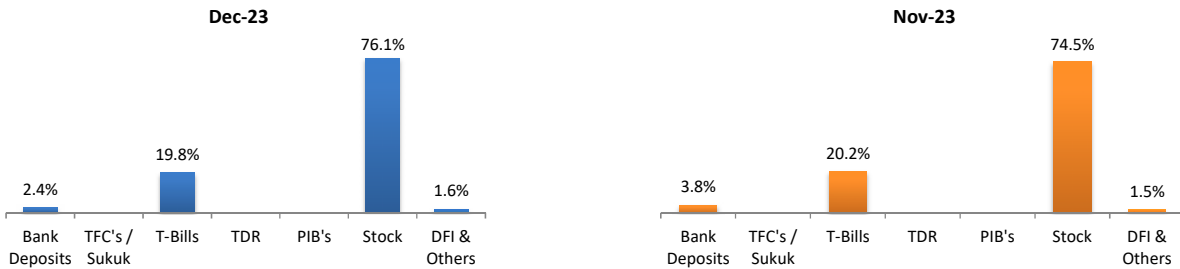
RETURNS:

During the month the fund generated an absolute return of 3.98% against its last month absolute return of 14.24%.

Value of 100 Rupees invested 5 years ago



ASSET ALLOCATION*:



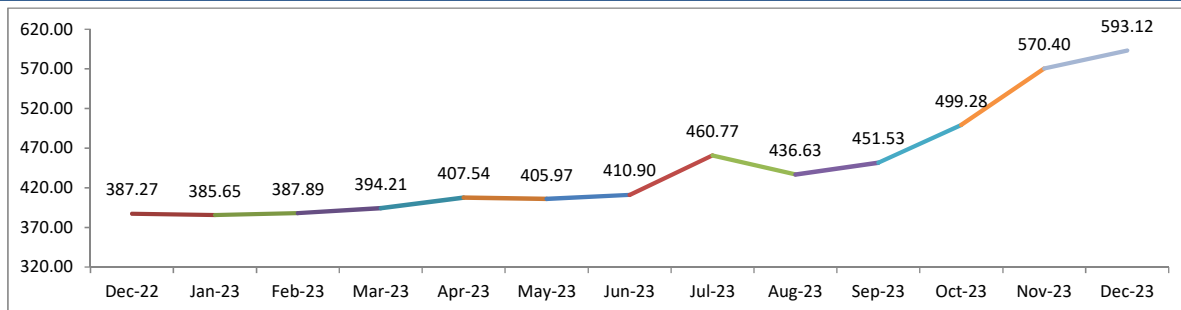
* Asset Allocation have been developed by looking through the underlying assets of mutual funds investments.

FUND PERFORMANCE:

	Absolute Return						Annualized Return
	30 Days	60 Days	90 Days	180 Days	365 Days	CYTD	Since Inception
IGI FS Aggressive Fund - IHA	3.98%	18.79%	31.36%	44.34%	53.15%	53.15%	13.71%

Note: All returns are gross of Fund Management Charges.

IGI FutureSecure Aggressive Fund - IHA BID PRICE:



Disclaimer: Past performance is not indicative of future performance. Market volatility can significantly affect short-term performance. The value of investment can fall as well as rise.

IGI Future Secure Balanced Fund For the month of December 2023



INVESTMENT OBJECTIVE:

The investment objective of the Fund is to earn competitive return by investing in various asset classes/instruments based on the market outlook.

FUND INFORMATION:

Strategy	Fixed Income / Equity
Risk Profile	Medium
Pricing Mechanism	Daily Forward Pricing
Pricing Days	Monday to Friday
Management Fee	1.5%
Launch Date	18-Feb-10
NAV per unit at launch date	100
Month End Date	31-Dec-23
Expense Ratio CYTD*	1.50%

* Management fee

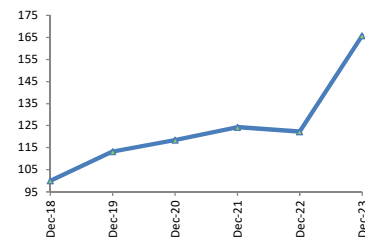
ASSETS UNDER MANAGEMENT:

	Dec-23	Nov-23	MoM %
NAV per Unit (PKR)	390.6	379.1	3.04%
Net Assets Value (PKR '000)	87,920	85,454	2.89%

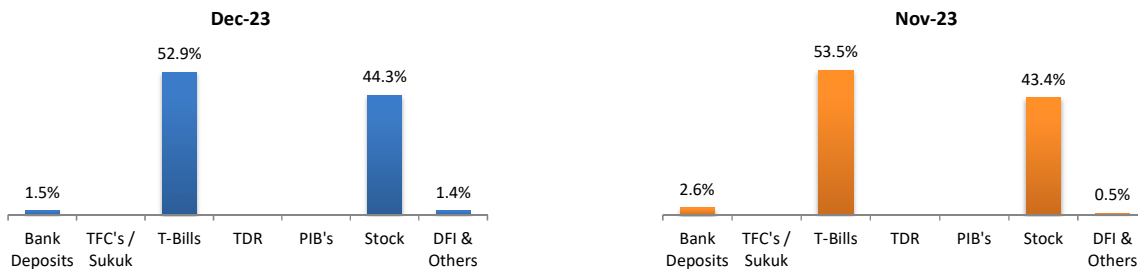
RETURNS:

During the month the fund generated an absolute return of 3.04% against its last month absolute return of 8.73%.

Value of 100 Rupees invested 5 years ago



ASSET ALLOCATION*:



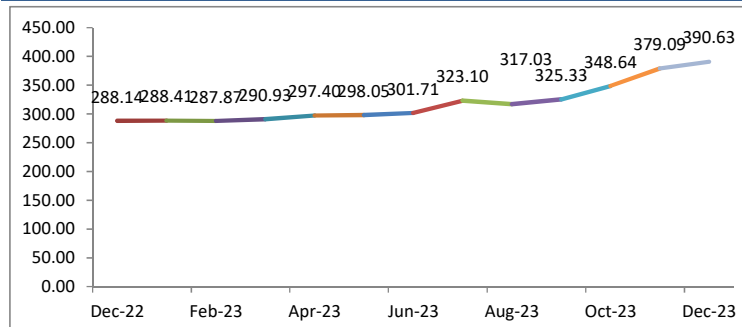
* Asset Allocation have been developed by looking through the underlying assets of mutual funds investments.

FUND PERFORMANCE:

	Absolute Return						Annualized Return
	30 Days	60 Days	90 Days	180 Days	365 Days	CYTD	Since Inception
IGI FS Balanced Fund - IHB	3.04%	12.05%	20.07%	29.48%	35.57%	35.57%	10.32%

Note: All returns are gross of Fund Management Charges.

IGI Future Secure Balanced Fund - IHB BID PRICE:



Asset Quality of the Portfolio

Government Securities	52.9%
Others/ NR	47.1%
Total	100.0%

Disclaimer: Past performance is not indicative of future performance. Market volatility can significantly affect short-term performance. The value of investment can fall as well as rise.

IGI Future Secure Cautious Fund For the month of December 2023



INVESTMENT OBJECTIVE:

To provide stable and competitive returns in line with the money markets exhibiting low volatility consistent with capital preservation by constructing a liquid portfolio of low risk short term investments yielding competitive returns.

FUND INFORMATION:

Strategy	Fixed Income / Equity
Risk Profile	Low
Pricing Mechanism	Daily Forward Pricing
Pricing Days	Monday to Friday
Management Fee	1.5%
Launch Date	18-Mar-10
NAV per unit at launch date	100
Month End Date	31-Dec-23
Expense Ratio CYTD*	1.50%

* Management fee

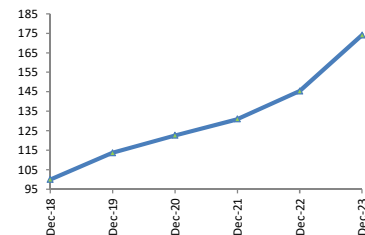
ASSETS UNDER MANAGEMENT:

	Dec-23	Nov-23	MoM %
NAV per Unit (PKR)	283.4	278.6	1.72%
Net Assets Value (PKR '000)	44,012	43,324	1.59%

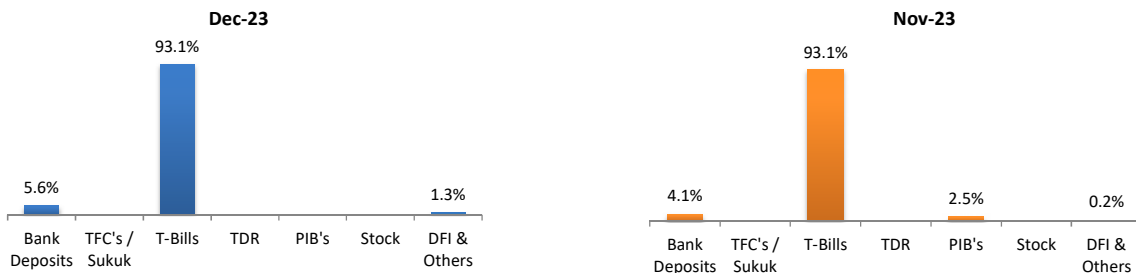
RETURNS:

During the month the fund generated an absolute return of 1.72% against its last month absolute return of 2.05%.

Value of 100 Rupees invested 5 years ago



ASSET ALLOCATION*:



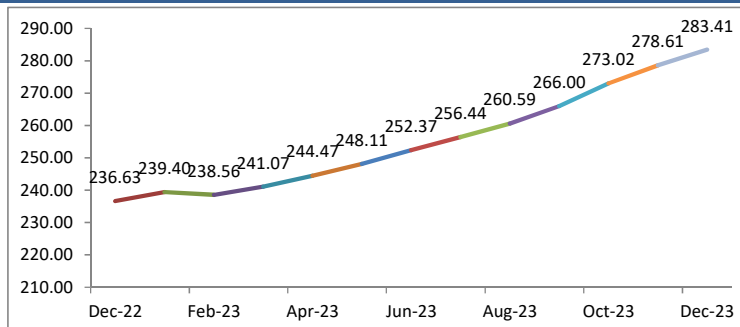
* Asset Allocation have been developed by looking through the underlying assets of mutual funds investments.

FUND PERFORMANCE:

	Absolute Return					Annualized Return	
	30 Days	60 Days	90 Days	180 Days	365 Days	CYTD	Since Inception
IGI FS Cautious Fund - IHC	1.72%	3.80%	6.55%	12.30%	19.77%	19.77%	7.84%

Note: All returns are gross of Fund Management Charges.

IGI FutureSecure Cautious Fund - IHC BID PRICE:



Asset Quality of the Portfolio

AA+	14.2%
Government Securities	85.5%
Others/ NR	0.3%
Total	100.0%

Disclaimer: Past performance is not indicative of future performance. Market volatility can significantly affect short-term performance. The value of investment can fall as well as rise.

IGI Future Secure Fund For the month of December 2023



INVESTMENT OBJECTIVE:

The objective of the fund is to generate a competitive return with minimum risk, by investing primarily in Government Securities.

FUND INFORMATION:

Strategy	Govt. Securities
Risk Profile	Low
Pricing Mechanism	Daily Forward Pricing
Pricing Days	Monday to Friday
Management Fee	1.5%
Launch Date	18-Mar-10
NAV per unit at launch date	100
Month End Date	31-Dec-23
Weighted Avg. Time to Maturity	81 Days
Expense Ratio CYTD*	1.50%

* Management fee

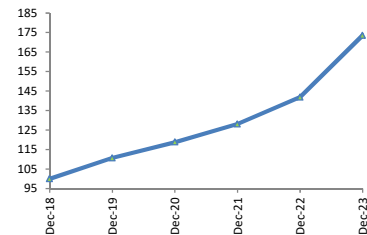
ASSETS UNDER MANAGEMENT:

	Dec-23	Nov-23	MoM %
NAV per Unit (PKR)	360.5	353.9	1.88%
Net Assets Value (PKR '000)	6,417	6,308	1.72%

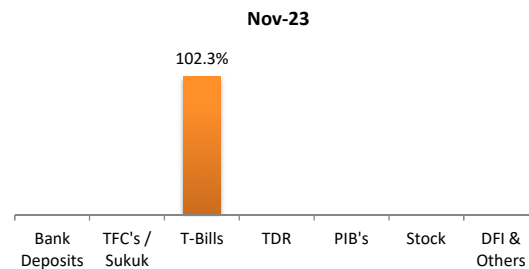
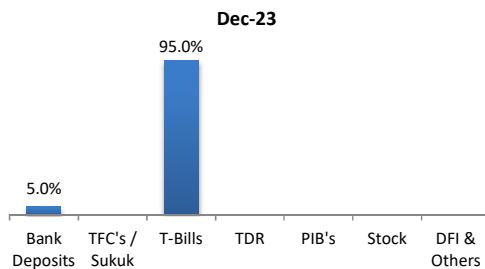
RETURNS:

During the month the fund generated an absolute return of 1.88% against its last month absolute return of 1.76%.

Value of 100 Rupees invested 5 years ago



ASSET ALLOCATION:

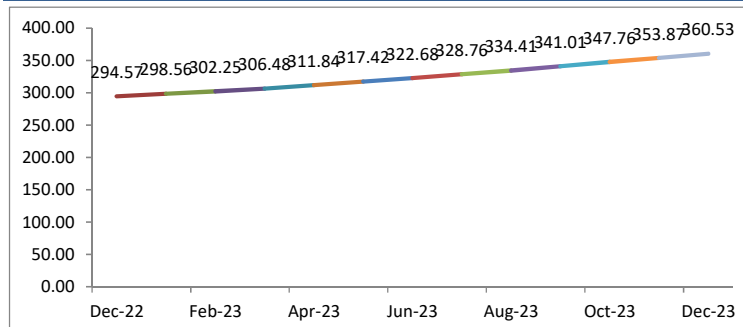


FUND PERFORMANCE:

	Absolute Return						Annualized Return
	30 Days	60 Days	90 Days	180 Days	365 Days	CYTD	Since Inception
IGI FS Secure Fund - IHS	1.88%	3.67%	5.73%	11.73%	22.39%	22.39%	9.74%

Note: All returns are gross of Fund Management Charges.

IGI FutureSecure Secure Fund - IHS BID PRICE:



Asset Quality of the Portfolio

Government Securities	95.0%
Others/ NR	5.0%
Total	100.0%

Disclaimer: Past performance is not indicative of future performance. Market volatility can significantly affect short-term performance. The value of investment can fall as well as rise.

IGI Sarmaya Pakistan Income Fund For the month of December 2023



INVESTMENT OBJECTIVE:

The objective of the Fund is to deliver competitive above inflation returns primarily from debt and fixed income investments without taking excessive risk. The fund is suited for investors with low risk tolerance.

FUND INFORMATION:

Strategy	Fixed Income
Risk Profile	Moderate
Pricing Mechanism	Daily Forward Pricing
Pricing Days	Monday to Friday
Management Fee	Sarmaya Plus 1.5% / Sarmaya Premium 2.4% / Invest Pro 1.8%
Launch Date	22-Jul-10
NAV per unit at launch date	100
Month End Date	31-Dec-23
Expense Ratio CYTD*	1.50%

* Management fee

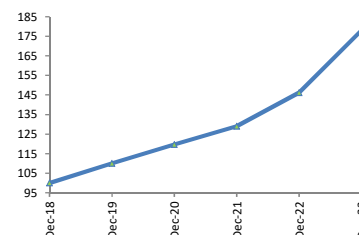
ASSETS UNDER MANAGEMENT:

	Dec-23	Nov-23	MoM %
NAV per Unit (PKR)	346.6	342.2	1.28%
Net Assets Value (PKR '000)	3,203	3,166	1.16%

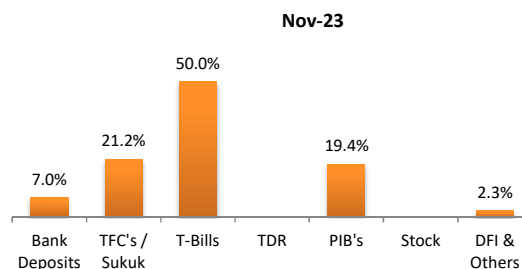
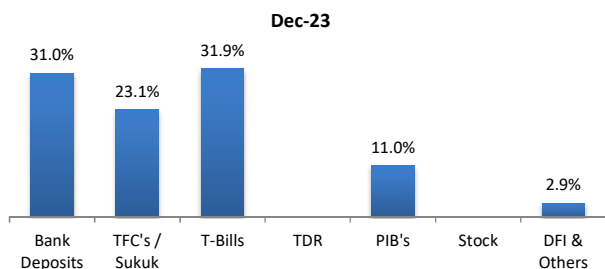
RETURNS:

During the month the fund generated an absolute return of 1.28% against its last month absolute return of 2.16%.

Value of 100 Rupees invested 5 years ago



ASSET ALLOCATION*:



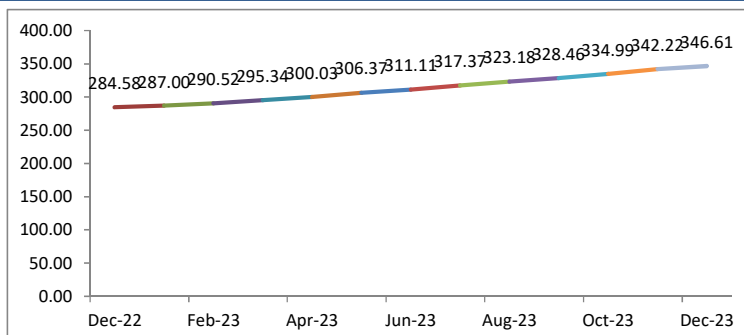
* Asset Allocation have been developed by looking through the underlying assets of mutual funds investments.

FUND PERFORMANCE:

	Absolute Return						Annualized Return
	30 Days	60 Days	90 Days	180 Days	365 Days	CYTD	Since Inception
Sarmaya Pakistan Income - SPI	1.28%	3.47%	5.53%	11.41%	21.80%	21.80%	9.68%

Note: All returns are gross of Fund Management Charges.

IGI Sarmaya Pakistan Income Fund - SPI BID PRICE:



Asset Quality of the Portfolio

A+	97.6%
Others/ NR	2.4%
Total	100.0%

Disclaimer: Past performance is not indicative of future performance. Market volatility can significantly affect short-term performance. The value of investment can fall as well as rise.

IGI Sarmaya Pakistan Stock Fund For the month of December 2023



INVESTMENT OBJECTIVE:

The objective of the fund is to provide investors long term capital appreciation through its investment in Pakistani equities. This fund is suited for investors with medium to long term horizon and high risk tolerance.

FUND INFORMATION:

Strategy	Equity
Risk Profile	High
Pricing Mechanism	Daily Forward Pricing
Pricing Days	Monday to Friday
Management Fee	Sarmaya Plus 1.5% / Sarmaya Premium 2.4% / Invest Pro 1.8%
Launch Date	03-Feb-11
NAV per unit at launch date	100
Month End Date	31-Dec-23
Expense Ratio CYTD*	1.50%

* Management fee

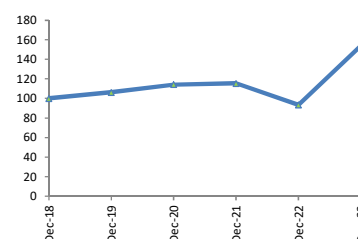
ASSETS UNDER MANAGEMENT:

	Dec-23	Nov-23	MoM %
NAV per Unit (PKR)	487.4	472.9	3.05%
Net Assets Value (PKR '000)	6,130	5,838	5.00%

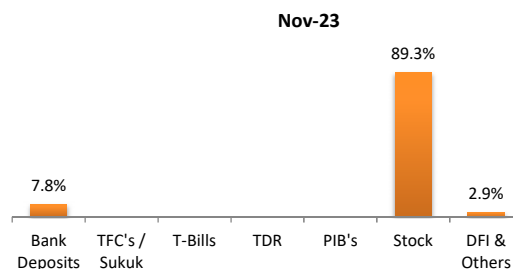
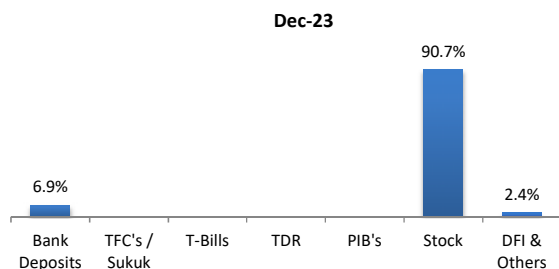
RETURNS:

During the month the fund generated an absolute return of 3.05% against its last month absolute return of 20.29%.

Value of 100 Rupees invested 5 years ago



ASSET ALLOCATION*:



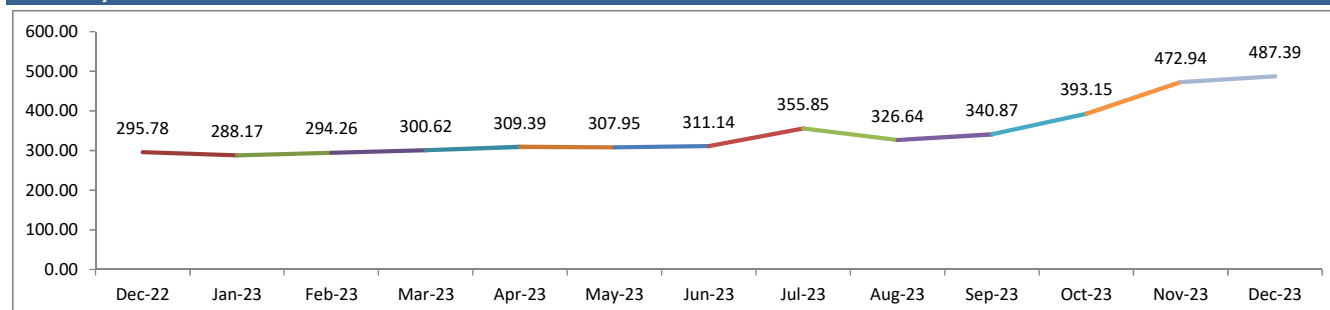
* Asset Allocation have been developed by looking through the underlying assets of mutual funds investments.

FUND PERFORMANCE:

	Absolute Return						Annualized Return
	30 Days	60 Days	90 Days	180 Days	365 Days	CYTD	Since Inception
Sarmaya Pakistan Stock - SPS	3.05%	23.97%	42.98%	56.65%	64.78%	64.78%	13.04%

Note: All returns are gross of Fund Management Charges.

IGI Sarmaya Pakistan Stock Fund - SPS BID PRICE:



Disclaimer: Past performance is not indicative of future performance. Market volatility can significantly affect short-term performance. The value of investment can fall as well as rise.

IGI United Stock Fund (Formerly: IGI Sarmaya United Stock Fund) For the month of December 2023



INVESTMENT OBJECTIVE:

The Fund seeks to maximize total returns and outperform its benchmark by investing in a combination of listed equity securities offering long term capital gains and dividend yield potential.

FUND INFORMATION:

Strategy	Equity
Risk Profile	High
Pricing Mechanism	Daily Forward Pricing
Pricing Days	Monday to Friday
Management Fee	Sarmaya Plus 1.5% / Sarmaya Premium 2.4% / Invest Pro 1.8%
Launch Date	05-Aug-10
NAV per unit at launch date	100
Month End Date	31-Dec-23
Expense Ratio CYTD*	1.50%

* Management fee

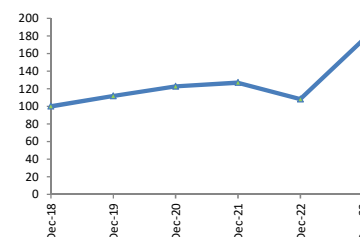
ASSETS UNDER MANAGEMENT:

	Dec-23	Nov-23	MoM %
NAV per Unit (PKR)	637.8	604.5	5.50%
Net Assets Value (PKR '000)	101,992	97,287	4.84%

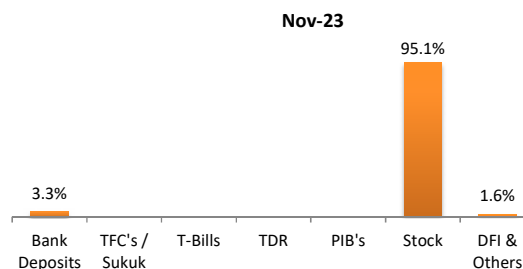
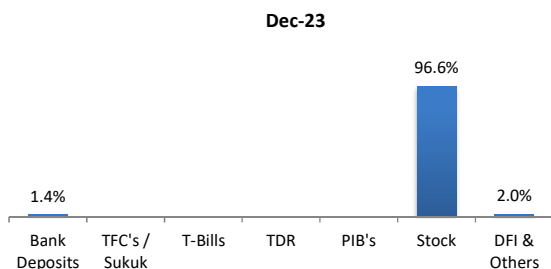
RETURNS:

During the month the fund generated an absolute return of 5.50% against its last month absolute return of 16.65%.

Value of 100 Rupees invested 5 years ago



ASSET ALLOCATION*:



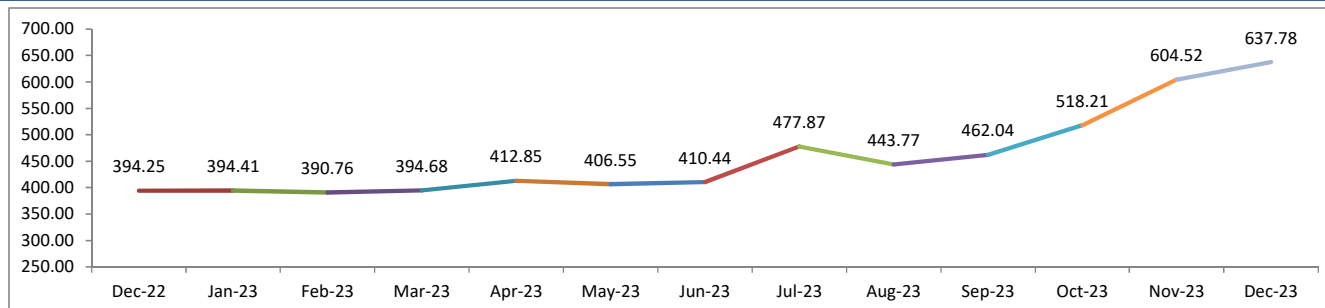
* Asset Allocation have been developed by looking through the underlying assets of mutual funds investments.

FUND PERFORMANCE:

	Absolute Return						Annualized Return
	30 Days	60 Days	90 Days	180 Days	365 Days	CYTD	Since Inception
Sarmaya United Stock - SUS	5.50%	23.07%	38.04%	55.39%	61.77%	61.77%	14.81%

Note: All returns are gross of Fund Management Charges.

IGI United Stock Fund - SUS BID PRICE:



Disclaimer: Past performance is not indicative of future performance. Market volatility can significantly affect short-term performance. The value of investment can fall as well as rise.

IGI Sarmaya United Money Market Fund For the month of December 2023



INVESTMENT OBJECTIVE:

The objective of Money Market Fund is to generate competitive returns within a low risk portfolio to provide a regular stream of income and easy liquidity to its investors by investing more than 50% of the portfolio in short term government securities

FUND INFORMATION:

Strategy	Fixed Income
Risk Profile	Low
Pricing Mechanism	Daily Forward Pricing
Pricing Days	Monday to Friday
Management Fee	Sarmaya Plus 1.5% / Sarmaya Premium 2.4% / Invest Pro 1.8%
Launch Date	19-Jul-12
NAV per unit at launch date	100
Month End Date	31-Dec-23
Expense Ratio CYTD*	1.50%

* Management fee

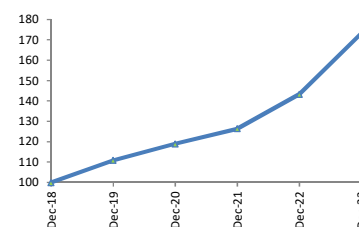
ASSETS UNDER MANAGEMENT:

	Dec-23	Nov-23	MoM %
NAV per Unit (PKR)	267.6	263.2	1.69%
Net Assets Value (PKR '000)	4,596	4,465	2.94%

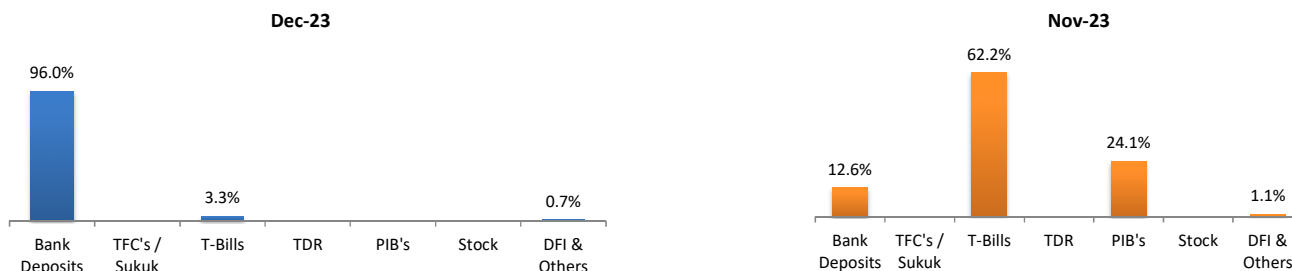
RETURNS:

During the month the fund generated an absolute return of 1.69% against its last month absolute return of 1.64%.

Value of 100 Rupees invested since inception



ASSET ALLOCATION*:



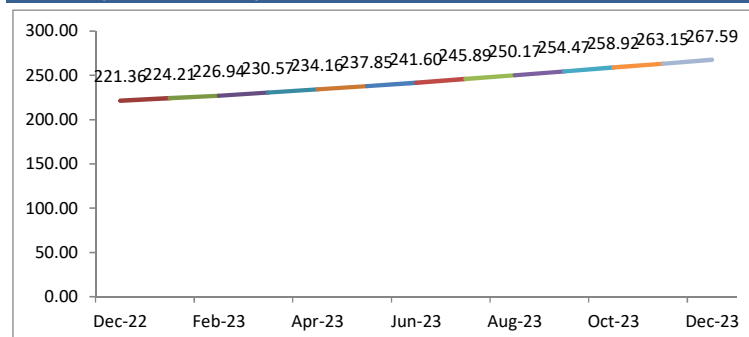
* Asset Allocation have been developed by looking through the underlying assets of mutual funds investments.

FUND PERFORMANCE:

	Absolute Return						Annualized Return
	30 Days	60 Days	90 Days	180 Days	365 Days	CYTD	Since Inception
Sarmaya United Money - SUI	1.69%	3.35%	5.16%	10.76%	20.88%	20.88%	8.97%

Note: All returns are gross of Fund Management Charges.

IGI Sarmaya United Money Market Fund - SUI BID PRICE:



Asset Quality of the Portfolio

AA+	98.5%
Others/ NR	1.5%
Total	100.0%

Disclaimer: Past performance is not indicative of future performance. Market volatility can significantly affect short-term performance. The value of investment can fall as well as rise.

IGI Secure Fund (Formerly: IGI Sarmaya Secure Fund) For the month of December 2023



INVESTMENT OBJECTIVE:

The objective of the fund is to generate a competitive return with minimum risk, by investing primarily in Government Securities.

FUND INFORMATION:

Strategy	Govt. Securities
Risk Profile	Low
Pricing Mechanism	Daily Forward Pricing
Pricing Days	Monday to Friday
Management Fee	Sarmaya Plus 1.5% / Sarmaya Premium 2.4% / Invest Pro 1.8%
Launch Date	22-Jul-10
NAV per unit at launch date	100
Month End Date	31-Dec-23
Weighted Avg. Time to Maturity	126 Days
Expense Ratio CYTD*	1.50%

* Management fee

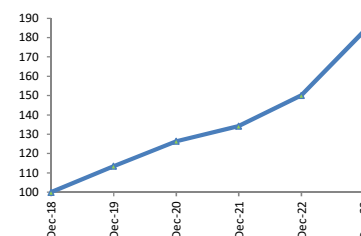
ASSETS UNDER MANAGEMENT:

	Dec-23	Nov-23	MoM %
NAV per Unit (PKR)	474.8	466.6	1.74%
Net Assets Value (PKR '000)	4,449,932	4,230,938	5.18%

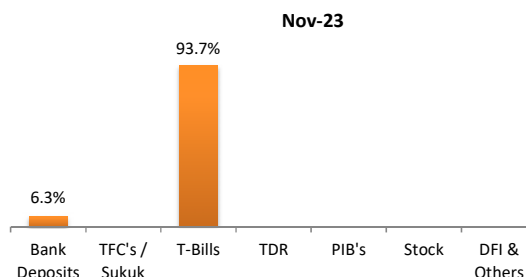
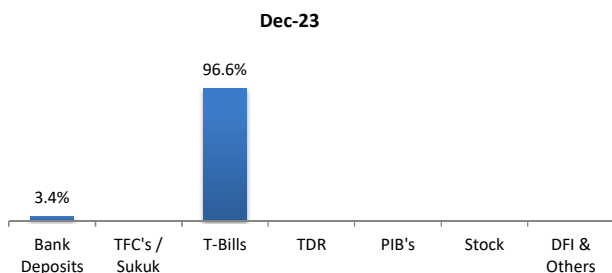
RETURNS:

During the month the fund generated an absolute return of 1.74% against its last month absolute return of 1.71%.

Value of 100 Rupees invested 5 years ago



ASSET ALLOCATION:

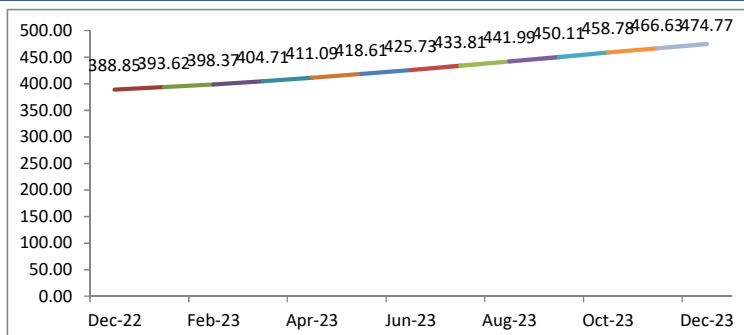


FUND PERFORMANCE:

	Absolute Return					Annualized Return	
	30 Days	60 Days	90 Days	180 Days	365 Days	CYTD	Since Inception
IGI Sarmaya Secure - SSE	1.74%	3.49%	5.48%	11.52%	22.10%	22.10%	12.27%

Note: All returns are gross of Fund Management Charges.

IGI Secure Fund - SSE BID PRICE:



Asset Quality of the Portfolio

Government Securities	96.6%
Others/ NR	3.4%
Total	100.0%

Disclaimer: Past performance is not indicative of future performance. Market volatility can significantly affect short-term performance. The value of investment can fall as well as rise.