

Funds Management Report

MARCH - 2023



Call now

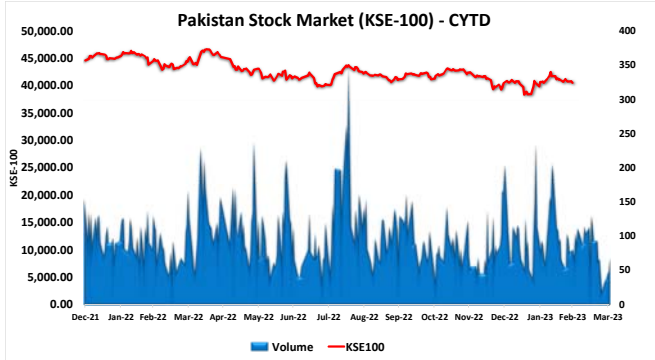
(021) 111-111-711

www.igilifevitality.com.pk

Follow us on:  /lifeIGI/  /lifeigi/  /igilifevitality/

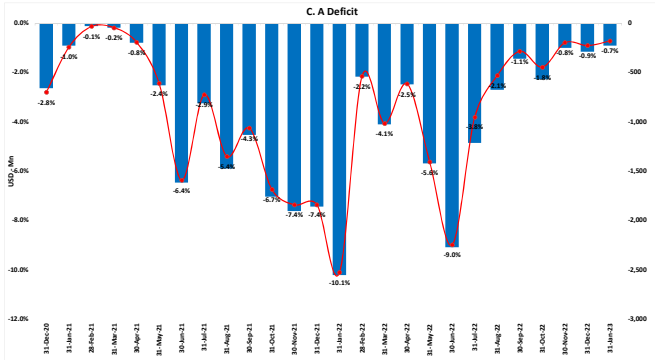
Terms & Conditions Apply

FUND MANAGER REPORT - Key Economic Indicators
As at March 31, 2023

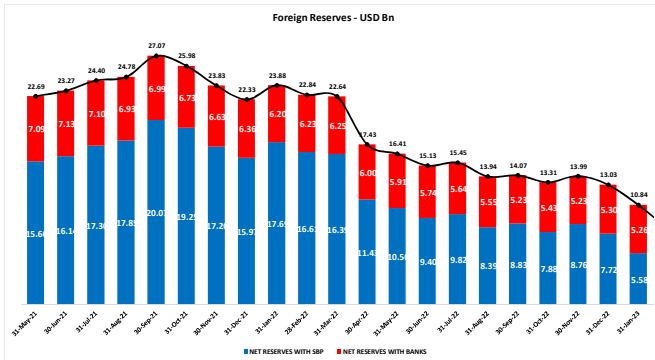


PSX Performance	KSE100	KSE30	KMI30	KSEALL
31-Dec-21	44,596	17,502	71,687	30,727
28-Feb-23	40,510	15,187	68,762	26,680
31-Mar-23	40,001	14,853	69,338	26,428
MTD - %	-1.26%	-2.20%	0.84%	-0.94%
CYTD - %	-10.30%	-15.13%	-3.28%	-13.99%

Portfolio (USD - Mn)	MTD	CYTD
FOREIGN CORPORATES	(4.95)	9.39
FOREIGN INDIVIDUAL	-	0.16
OVERSEAS PAKISTANI	(1.77)	0.95
FIPI	(6.72)	10.50
BANKS / DFI	1.16	8.28
BROKER PROPRIETARY TRADING	(6.69)	(4.96)
COMPANIES	35.35	58.24
INDIVIDUALS	(5.76)	10.14
INSURANCE COMPANIES	(9.59)	(42.85)
MUTUAL FUNDS	(8.43)	(45.51)
NBFC	-	0.11
OTHER ORGANIZATION	0.68	6.05
LIPI	6.72	(10.50)

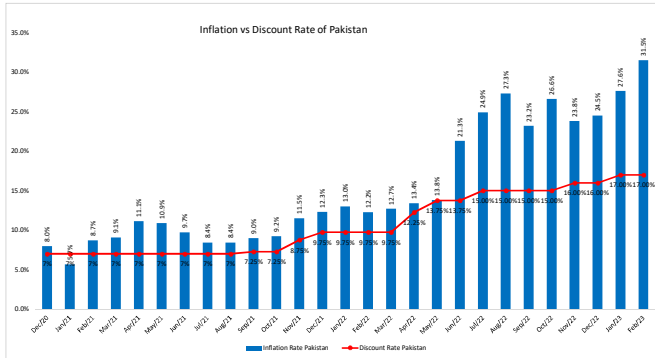


Global Market Performance		MTD - %	CYTD - %
Index			
Karachi 100	Pakistan	-1.20%	-10.25%
BSE Sensex	India	-0.02%	1.19%
Dow Jones	USA	1.90%	-8.43%
S&P 500	USA	3.51%	-13.78%
Nasdaq	USA	6.69%	-21.88%
FTSE 100	UK	-3.10%	3.35%
Euro Stoxx 50	Euro Zone	1.81%	0.39%
Shanghai	China	0.51%	-9.42%
Nikkei 225	Japan	2.71%	-2.10%
CAC 40	France	0.75%	2.37%
MOEX	Russia	8.77%	-35.29%



Forex Rates	Dec-22	Feb-23	Mar-23
USD	233.60	278.80	283.70
EUR	260.50	294.60	308.00
JPY	2.35	2.06	2.25
GBP	296.60	332.40	350.50
CNY	32.51	39.95	41.16

PKRVs	Dec-22	Jan-23	Feb-23
3M	16.69%	17.75%	19.53%
6M	16.99%	17.87%	19.82%
1Y	17.00%	17.95%	19.93%
3Y	15.64%	16.83%	18.17%
5Y	14.61%	15.48%	15.80%
7Y	14.01%	14.88%	15.75%
10Y	13.70%	14.45%	15.46%



International Commodities	Dec-22	Feb-23	Mar-23
Arab Light	83.55	82.90	80.05
BRENT CRUDE OIL	85.91	82.82	79.89
WTI CRUDE OIL	78.40	76.32	75.67
Coal [API4 - FOB Richards Bay]	208.15	145.35	133.25
Steel (USD/ton)	744.00	1,054.00	1,164.00
HRC (USD/ton)	4,167.00	4,286.00	4,327.00
COPPER USD	3.81	4.07	4.09
GOLD	1,826.20	1,836.70	1,969.00
PLATINUM	1,082.90	955.50	1,003.10
NATURAL GAS	4.48	2.75	2.22
SILVER	24.04	21.00	24.16

FUNDS MANAGEMENT REPORT For the month of March 2023



Macroeconomic Review:

During March-2023, National Consumer Price Inflation (CPI) jumped to all time high level of 35.4% on yearly basis, as compared to 31.5% in the month of Feb-2023. Food inflation went up to 47% on yearly basis whereas on monthly basis, food inflation was up by 4%

Continuing its upwards trajectory, core inflation further increased in March to 18.6% in urban areas and 23.1% in rural areas. In March 2023, Wholesale Price Index rebounded in Mar-2023 with 4.7% monthly increase, reaching to 37.5% on yearly basis, signaling pressures on retail prices going forward. Impact from macro adjustments such as rupee devaluation and energy prices' increase would keep inflationary pressures for the near term. Furthermore, consumer prices will also escalate due to demand spike in the month of Ramzan.

During Feb-2023, Current Account Deficit (CAD) settled at USD 74 million, as compared to deficit of USD 519 million in Feb-2022. Significant import curtailment through administrative and other measures helped to contain the current account deficit. On the other hand, workers' remittances marginally increased, from USD 1,894 million in Feb-2023 to USD 1,988 million in Mar-2023.

In the latest released numbers, Real Effective Exchange rate (REER) index reported at 92.75 at Jan-2023 vs. 96.2 at Dec-2022 end. PKR depreciated by around 4.5% against the USD during Mar-2023. High REER number, low foreign exchange reserves and funding gap for foreign debt repayments will keep the PKR under pressure.

Money Market Review:

In the last auction of T-bills in Mar-2023, cut-off yields settled at 21.06%/21.96%/21.49% for 3/6/12 months.

In the latest fixed rate PIBs auction, Cut-off yields settled at 18.05% & 13.8% for 3Y/5Y while bids were rejected for 10 years and no bids were received in 15/20/30 years.

To deal with the rising inflation, the SBP has increased the policy rate by 100 bps, taking the policy rate to 21.0% in its recent monetary policy meeting. Overall, economic growth will also remain subdued. Supply side issues and weaker PKR will keep the inflation level high.

Equity Market Review:

KSE-100 index closed at 40,001 points level at Mar-2023 close, down by 1.3% (-509 points) as compared to Feb-2023 closing.

On the activity front, average daily traded value of KSE100 index decreased by 12% on month-on-month basis during Mar-2023.

Net foreign portfolio recorded an outflow of USD 6.72 million during Mar-2023, out of which USD 4.95 million was taken out by foreign corporates.

On the local activity side, insurance companies, mutual funds and brokers were the major net sellers with total outflow of USD 24.71 million; while buying was witnessed majorly by companies with aggregate net buying of USD 35.35 million.

Source: SBP, PBS, PSX, Bloomberg

Risk Profile of Unit Linked Funds
March/23



Sr. No.	Fund Name	Funds Category	Risk Profile
1	IGI Income Fund	Income Fund	Moderate
2	IGI Future Secure Cautious Fund	Money Market Fund of Funds	Low
3	IGI Balanced Fund	Balanced Fund	Medium
4	IGI Future Secure Balanced Fund	Balanced Fund of Funds	Medium
5	IGI Aggressive Fund	Aggressive Fund	High
6	IGI Future Secure Adventurous Fund	Equity Fund of Funds	High
7	IGI Takaful Money Market Fund	Money Market Fund - Takaful (Shariah Compliant)	Low
8	IGI Takaful Balanced Fund	Balanced Fund - Takaful (Shariah Compliant)	Medium
9	IGI Takaful Aggressive Fund	Aggressive Fund - Takaful (Shariah Compliant)	High
10	IGI Future Secure Fund	Government Securities Fund	Low
11	IGI Sarmaya Pakistan Income Fund	Income Fund of Funds	Moderate
12	IGI Sarmaya Pakistan Stock Fund	Equity Fund of Funds	High
13	IGI United Stock Fund (Formerly: IGI Sarmaya United Stock Fund)	Equity Fund of Funds	High
14	IGI Sarmaya United Money Market Fund	Money Market Fund of Funds	Low
15	IGI Secure Fund (Formerly: IGI Sarmaya Secure Fund)	Money Market Fund	Low
16	IGI Islamic Fund	Islamic Income Fund of Funds	Moderate

IGI Takaful Aggressive Fund For the month of March 2023



INVESTMENT OBJECTIVE:

To provide investors with an opportunity to earn long-term capital appreciation optimizing through broad mix of asset classes largely driven by Shariah compliant equity with a proportion of Shariah compliant fixed income & money market instruments.

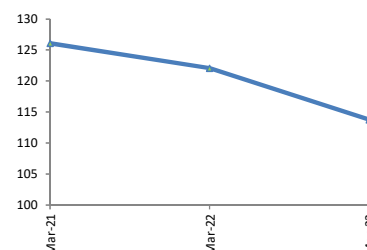
FUND INFORMATION:

Strategy	Fixed Income / Equity
Risk Profile	High
Pricing Mechanism	Daily Forward Pricing
Pricing Days	Monday to Friday
Management Fee	1.5%
Launch Date	21-Sep-15
NAV per unit at launch date	100
Month End Date	31-Mar-23

RETURNS:

During the month the fund generated an absolute return of 1.06% against its last month absolute return of -0.27%.

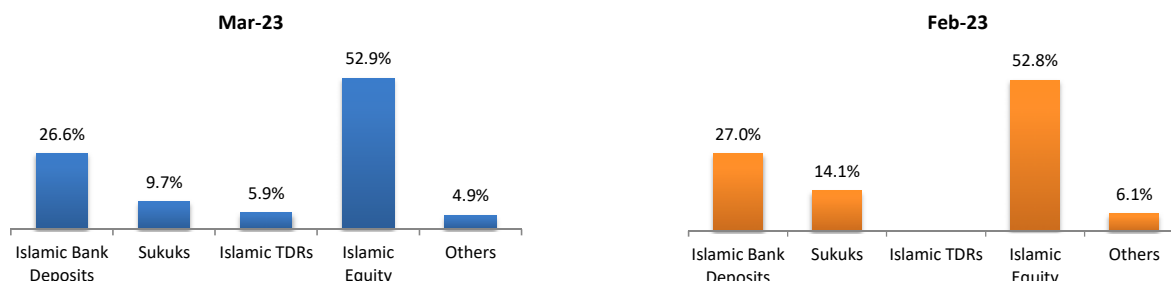
Value of 100 Rupees invested since inception



ASSETS UNDER MANAGEMENT:

	Mar-23	Feb-23	MoM %
NAV per Unit (PKR)	113.8	112.6	1.06%
Net Assets Value (PKR '000)	646,281	636,567	1.53%

ASSET ALLOCATION*:



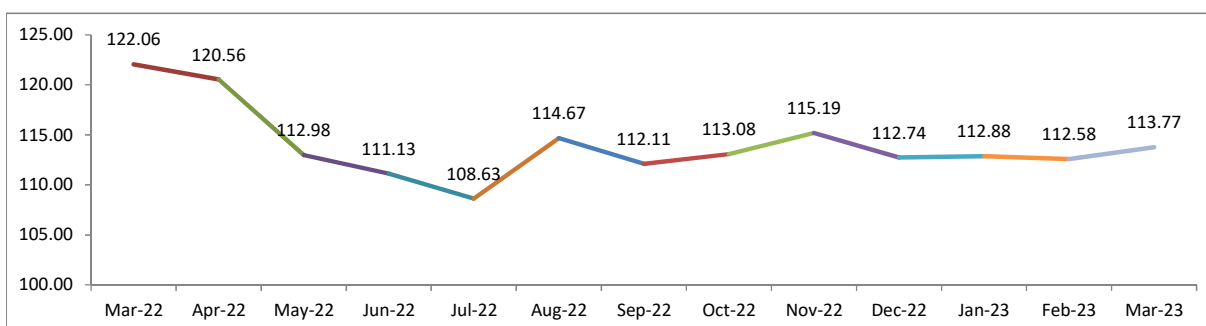
* Asset Allocation have been developed by looking through the underlying assets of mutual funds investments.

FUND PERFORMANCE:

	Absolute Return						Annualized Return
	30 Days	60 Days	90 Days	180 Days	365 Days	CYTD	Since Inception
IGI Aggressive Fund - IAF	1.06%	0.79%	0.92%	1.49%	-6.79%	0.92%	1.73%

Note: All returns are gross of Fund Management Charges.

IGI Takaful Aggressive Fund - IAF BID PRICE:



- Expense ratio will be incorporated from next month, working is in process.

Disclaimer: Past performance is not indicative of future performance. Market volatility can significantly affect short-term performance. The value of investment can fall as well as rise.

IGI Takaful Balanced Fund For the month of March 2023



INVESTMENT OBJECTIVE:

The investment objective of the Fund is to earn competitive long term return by investing in mix of Shariah compliant equity, fixed income and money market instruments. This fund is suited for investors with moderate risk tolerance.

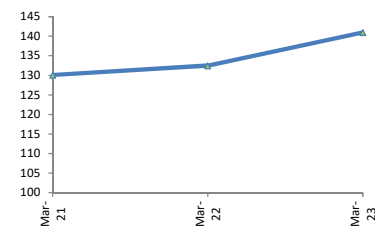
FUND INFORMATION:

Strategy	Fixed Income / Equity
Risk Profile	Medium
Pricing Mechanism	Daily Forward Pricing
Pricing Days	Monday to Friday
Management Fee	1.5%
Launch Date	21-Sep-15
NAV per unit at launch date	100
Month End Date	31-Mar-23

RETURNS:

During the month the fund generated an absolute return of 1.27% against its last month absolute return of 0.65%.

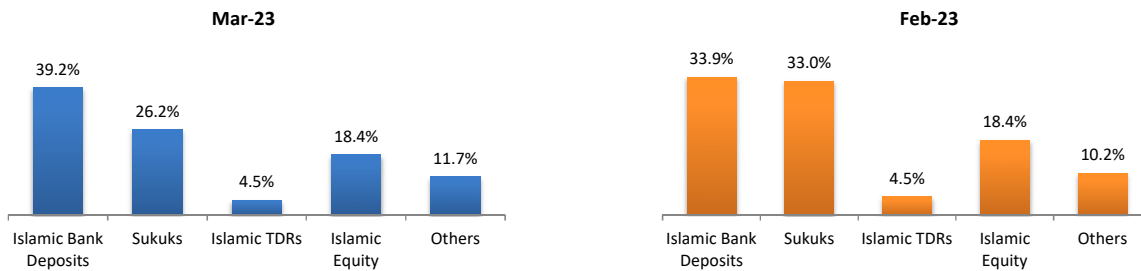
Value of 100 Rupees invested since inception



ASSETS UNDER MANAGEMENT:

	Mar-23	Feb-23	MoM %
NAV per Unit (PKR)	141.0	139.2	1.27%
Net Assets Value (PKR '000)	2,325,364	2,293,237	1.40%

ASSET ALLOCATION*:



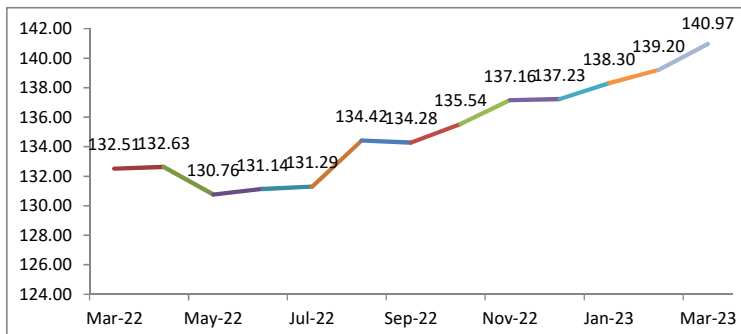
* Asset Allocation have been developed by looking through the underlying assets of mutual funds investments.

FUND PERFORMANCE:

	Absolute Return						Annualized Return
	30 Days	60 Days	90 Days	180 Days	365 Days	CYTD	Since Inception
IGI Balanced Fund - IBF	1.27%	1.93%	2.72%	4.98%	6.38%	2.72%	4.66%

Note: All returns are gross of Fund Management Charges.

IGI Takaful Balanced Fund - IBF BID PRICE:



Asset Quality of the Portfolio

A+	21.3%
AA	33.1%
AA-	9.9%
AA+	1.6%
Government Seci	6.9%
Others/ NR	27.1%
Total	100.0%

- Expense ratio will be incorporated from next month, working is in process.

Disclaimer: Past performance is not indicative of future performance. Market volatility can significantly affect short-term performance. The value of investment can fall as well as rise.

IGI Takaful Money Market Fund (Formerly: IGI Takaful Conservative Fund) For the month of March 2023



INVESTMENT OBJECTIVE:

To provide stable and competitive returns in line with the money markets exhibiting low volatility consistent with capital preservation by constructing a liquid portfolio of low risk short term Shariah compliant investments yielding competitive returns.

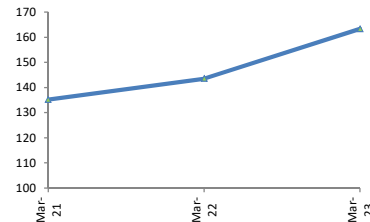
FUND INFORMATION:

Strategy	Fixed Income
Risk Profile	Low
Pricing Mechanism	Daily Forward Pricing
Pricing Days	Monday to Friday
Management Fee	1.5%
Launch Date	21-Sep-15
NAV per unit at launch date	100
Month End Date	31-Mar-23
Weighted Avg. Time to Maturity	183 Days

RETURNS:

During the month the fund generated an absolute return of 1.35% against its last month absolute return of 1.06%.

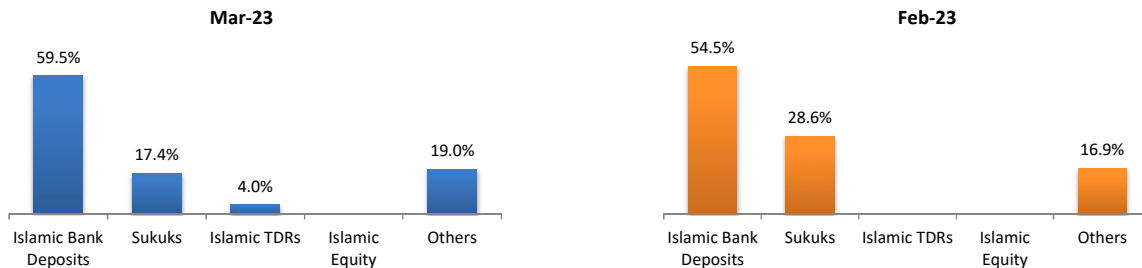
Value of 100 Rupees invested since inception



ASSETS UNDER MANAGEMENT:

	Mar-23	Feb-23	MoM %
NAV per Unit (PKR)	163.3	161.1	1.35%
Net Assets Value (PKR '000)	1,801,170	1,743,204	3.33%

ASSET ALLOCATION*:



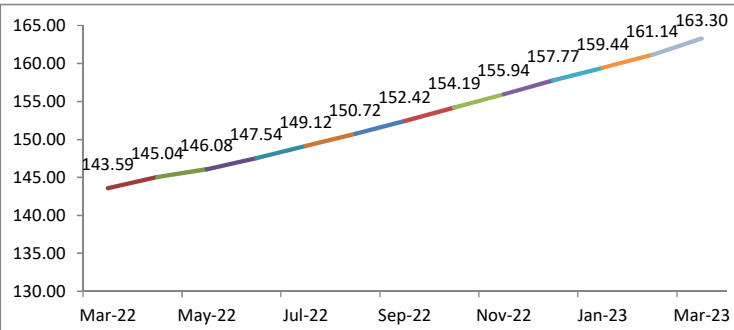
* Asset Allocation have been developed by looking through the underlying assets of mutual funds investments.

FUND PERFORMANCE:

	Absolute Return					Annualized Return	
	30 Days	60 Days	90 Days	180 Days	365 Days	CYTD	Since Inception
IGI Conservative Fund - ICF	1.35%	2.42%	3.51%	7.14%	13.73%	14.24%	6.73%

Note: All returns are gross of Fund Management Charges.

IGI Takaful Income Fund - IIF BID PRICE:



Asset Quality of the Portfolio

A+	14.4%
AA	47.8%
AA-	18.7%
AA+	6.3%
Others/ NR	12.8%
Total	100.0%

- Expense ratio will be incorporated from next month, working is in process.

Disclaimer: Past performance is not indicative of future performance. Market volatility can significantly affect short-term performance. The value of investment can fall as well as rise.