

IGI Life Insurance Limited
Statement of Net Assets
For the year ended December 31, 2018

Rupees '000

Statement of Net Assets	IGI Aggressive Fund	IGI Balanced Fund	IGI Conservative Fund	IGI Islamic Fund	IGI Future Secure Adventurous Fund	IGI Future Secure Balanced Fund	IGI Future Secure Cautious Fund	IGI Samaya Pakistan Income Fund	IGI Samaya United Growth & Income Fund	IGI Samaya Pakistan Stock Fund	IGI Samaya United Stock Fund	IGI Samaya United Money Market Fund	IGI Future Secure Fund	Takaful Aggressive Fund	Takaful Balanced Fund	Takaful Conservative Fund	TOTAL	
Affiliated GHP Stock Fund (AFSP)	AAF	ABF	ACF	AIS/AIF	AHA	AHB	AHC	AHS	SPI	SPS	SUG	SUS	SUI	SSE	TAF	TBF	TCF	
NAFA Stock Fund (NSF)	49,739	34,702	5,428	-	2,096	8,429	399	-	-	-	-	-	-	-	-	-	-	100,793
Air Habib Pakistan Stock Market Fund (PSM)	83,700	58,308	8,933	-	3,476	13,938	659	-	-	-	-	-	-	-	-	-	-	169,014
UBL Stock Advantage Fund	94,147	65,768	9,991	-	741	15,729	741	-	-	57,232	-	-	-	-	-	-	-	247,520
Atlas Stock Market Fund	84,735	59,298	9,113	-	3,521	14,158	670	-	-	-	-	480,864	-	-	-	-	-	652,359
HBL Stock Fund	68,901	48,539	7,446	-	2,880	11,580	548	-	-	-	-	-	-	-	-	-	-	139,894
MCB Pakistan Income Fund	84,206	58,509	8,986	-	3,509	13,994	658	-	-	-	-	-	-	-	-	-	-	169,882
United Growth & Income Fund	-	-	-	-	-	-	-	-	2,129	-	-	-	-	-	-	-	-	2,129
UBL Money Market Fund (UMMF)	-	-	-	-	-	-	-	-	-	-	101	-	-	-	-	-	-	101
Alfred Energy Fund	-	-	24,043	-	-	-	-	-	-	-	-	-	16,848	-	-	-	-	16,848
Alfalah GHP Money Market Fund	18,441	70,132	79,451	-	3,038	23,295	9,115	-	-	-	-	-	-	-	-	-	-	209,472
Al-Ameen Shariah Stock Fund (ASSP)	-	-	-	-	-	-	-	-	-	-	-	-	-	-	-	-	-	24,043
Mezzan Islamic Fund	-	-	-	-	-	-	-	-	-	-	-	-	-	-	-	-	-	60,084
NAFA Islamic Stock Fund	-	-	-	-	-	-	-	-	-	-	-	-	-	-	633	-	-	633
NAFA Riba Free Savings Fund	-	-	-	29,048	-	-	-	-	-	-	-	-	-	-	52,827	88,526	357	141,710
Alfalah GHP Islamic Income Fund	-	-	-	52,151	-	-	399	-	-	-	-	-	-	-	35,469	63,246	255	99,000
MCB Islamic Income Fund	-	-	-	48,097	-	-	741	-	-	-	-	-	-	-	43,790	73,746	281	117,817
Mezzan Islamic Income Fund	-	-	-	42,865	-	-	-	-	-	-	-	-	-	-	57,954	96,479	396	154,829
Atlas Islamic Income Fund	-	-	-	-	-	-	-	-	-	-	-	-	-	-	62,630	80,900	357	143,887
ABL Islamic Income Fund	-	-	-	-	-	-	-	-	-	-	-	-	-	-	224	-	-	224
Al Ameen Islamic Aggressive Income Fund	-	-	-	-	-	-	-	-	-	-	-	-	-	-	-	-	-	29,048
NAFA GHP Islamic Income Fund	-	-	-	52,151	-	-	-	-	-	-	-	-	-	-	-	66	92	158
Mezzan Islamic Income Fund	-	-	-	48,097	-	-	-	-	-	-	-	-	-	-	-	131	12	52,294
Atlas Islamic Income Fund	-	-	-	42,865	-	-	-	-	-	-	-	-	-	-	-	400	81	48,578
ABL Islamic Income Fund	-	-	-	-	-	-	-	-	-	-	-	-	-	-	-	37	31	42,393
HBL Islamic Income Fund	-	-	-	-	-	-	-	-	-	-	-	-	-	-	-	307	69	376
Al Ameen Islamic Cash Fund	-	-	-	-	-	-	-	-	-	-	-	-	-	-	-	56	32	88
Mezzan Cash Fund	-	-	-	18,765	-	-	-	-	-	-	-	-	-	-	-	31,561	2,047	33,608
Islamic Term deposit	-	-	-	16,718	-	-	-	-	-	-	-	-	-	-	-	500	187	19,452
Government Securities	-	-	-	-	-	-	-	-	-	-	-	-	-	-	-	254	20	16,992
Accrued Interest	156,444	279,092	311,906	-	7,428	70,464	24,042	15,619	-	-	-	-	-	-	121,336	680,450	67,704	869,490
Treasury Bills	-	-	-	-	-	-	-	400	-	-	-	-	-	-	-	-	-	2,387,539
Other payables	-	-	-	-	-	-	-	-	-	-	-	-	-	33,122	-	-	-	33,522
Cash	14,429	27,161	82,233	8,782	(4,857)	(8,595)	-	-	-	-	-	(7,901)	621	211,646	(9,555)	(4,667)	-	1,406,491
TOTAL	654,742	701,509	547,530	216,428	28,001	162,992	40,739	17,640	2,230	58,248	137	472,983	17,469	3,173,805	425,392	1,193,755	78,909	7,786,487



CHAIRMAN
SAK

DIRECTOR
KRB

DIRECTOR
HA

CHIEF EXECUTIVE OFFICER
SHA

Rupees '000

Statement of Changes in Net Assets	IGI Aggressive Fund	IGI Balanced Fund	IGI Conservative Fund	IGI Islamic Fund	IGI Future Secure Advertisements Fund	IGI Future Secure Balanced Fund	IGI Future Secure Cautious Fund	IGI Sarmaya Pakistan Income Fund	IGI Sarmaya United Growth & Income Fund	IGI Sarmaya Pakistan Stock Fund	IGI Sarmaya United Stock Fund	IGI Sarmaya United Money Market Fund	IGI Future Secure Fund	IGI Secure Fund	Takaful Aggressive Fund	Takaful Balanced Fund	Takaful Conservative Fund	TOTAL	
Fund Balance Brought Forward from Previous Valuation Date	494,647	486,021	562,789	197,382	30,479	193,340	46,503	2,458	1,279	75,583	749,427	41,342	17,542	5,005,403	286,677	690,440	42,197	8,923,509	
Net Investment in Fund	287,032	316,339	41,626	34,591	2,610	15,625	3,455	15,371	471,519	9,565	42,154	207	1,102	255,398	226,484	643,207	44,243	2,410,539	
Investment income earned during the period	1,062	1,307	1,287	142	34	267	133	2	6	106	850	56	110	5,770	512	1,963	255	13,865	
Gains on disposal of Investments	62,616	47,471	19,967	-	9,074	22,050	570	184	100	(3,497)	(9,356)	1,466	110	24,525	4,511	6,215	2,198	188,093	
Increase (Decrease) in unrealized gains (losses)	(107,354)	(57,735)	(4,030)	8,297	(12,189)	(29,586)	1,242	(5)	76	(9,527)	(115,881)	982	882	362,896	(21,863)	(33,174)	(1,990)	(18,959)	
Redemptions from Fund in the period	(61,466)	(73,240)	(59,802)	(18,540)	(4,598)	(36,151)	(10,591)	(342)	-	(11,916)	(651,645)	(41,195)	(1,934)	(2,388,207)	(54,663)	(73,552)	(7,524)	(3,495,427)	
Taxes accounting/deducted on gains or investment	(21,795)	(18,654)	(14,307)	(5,446)	(410)	(2,553)	(613)	(29)	(16)	(2,066)	(15,412)	(628)	(232)	(91,981)	(16,276)	(41,345)	(3,370)	(236,133)	
Investment Management charges	-	-	-	-	-	-	-	-	-	-	-	-	-	-	-	-	-	-	-
Mortality and Morbidity Charges	-	-	-	-	-	-	-	-	-	-	-	-	-	-	-	-	-	-	-
Fund Balance Carried Forward to Next Valuation Date	654,742	701,509	547,530	216,426	25,001	162,992	40,739	17,640	472,963	58,248	137	2,230	17,469	3,173,805	425,392	1,193,755	75,909	7,786,487	



CHAIRMAN
SAR

DIRECTOR
KRB

DIRECTOR
HA

CHIEF EXECUTIVE OFFICER
SHH

IGI Life Insurance Limited
Statement of Performance Measurements
For the year ended December 31, 2018

The Previous Twelve Months

Full Name	Fund Name	Launch Date	Bid Price at the beginning		Investment Yield % (Y = b / a X 100)
			(a)	(b)	
IGI Aggressive Fund	AAF	25-Apr-08	296.4734	280.2238	-5%
IGI Balanced Fund	ABF	25-Apr-08	271.4316	264.0895	-3%
IGI Conservative Fund	ACF	25-Apr-08	199.4537	206.8342	4%
IGI Islamic Fund	AIS	25-Apr-08	148.3395	156.4114	5%
IGI Future Secure Adventurous Fund	AHA	25-Feb-10	393.7222	371.2210	-6%
IGI Future Secure Balanced Fund	AHB	18-Feb-10	241.8230	235.6397	-3%
IGI Future Secure Cautious Fund	AHC	18-Mar-10	156.3786	162.7484	4%
IGI Sarmaya Pakistan Income Fund	SPI	22-Jul-10	182.5775	194.6563	7%
IGI Sarmaya Pakistan Growth & Income Fund	SUG	05-Aug-10	141.4024	162.3237	15%
IGI Sarmaya United Stock Fund	SPS	03-Feb-11	341.1195	316.7134	-7%
IGI Sarmaya United Money Market Fund	SUS	05-Aug-10	393.3928	363.8938	-7%
IGI Future Secure Fund	SUI	19-Jul-12	143.2508	154.4326	8%
IGI Secure Fund	AHS	18-Mar-10	201.8336	207.6672	3%
Takaful Aggressive Fund	SSE	22-Jul-10	246.0886	258.9595	5%
Takaful Balanced Fund	TAF	18-Sep-15	116.1704	110.5574	-5%
Takaful Conservative Fund	TBF	18-Sep-15	112.7478	110.8534	-2%
Takaful Islamic Fund	TCF	18-Sep-15	108.1124	113.4523	5%

The Previous Five Years





Full Name	Fund Name	Launch Date	Bid Price at the beginning		Investment Yield % (Y = b / a X 100)
			(a)	(b)	
IGI Aggressive Fund	AAF	25-Apr-08	217.2469	280.2238	29%
IGI Conservative Fund	ABF	25-Apr-08	206.4469	264.0895	28%
IGI Islamic Fund	ACF	25-Apr-08	169.4505	206.8342	22%
IGI Future Secure Adventurous Fund	AIS	25-Apr-08	125.7293	156.4114	24%
IGI Future Secure Balanced Fund	AHA	25-Feb-10	290.7060	371.2210	28%
IGI Future Secure Cautious Fund	AHB	18-Feb-10	186.6695	235.6397	26%
IGI Sarmaya Pakistan Income Fund	AHC	18-Mar-10	132.8432	162.7484	23%
IGI Sarmaya Pakistan Growth & Income Fund	SPI	22-Jul-10	148.8721	194.6563	31%
IGI Sarmaya United Stock Fund	SUG	05-Aug-10	108.3555	162.3237	50%
IGI Sarmaya United Money Market Fund	SUS	03-Feb-11	262.7525	316.7134	21%
IGI Future Secure Fund	SUI	19-Jul-12	313.1022	363.8938	16%
IGI Future Secure Fund	AHS	18-Mar-10	159.4737	154.4326	27%
Takaful Aggressive Fund	SSE	22-Jul-10	182.9721	207.6672	30%
Takaful Balanced Fund	TAF	18-Sep-15	110.0000	258.9595	42%
Takaful Conservative Fund	TBF	18-Sep-15	100.0000	110.5574	11%
Takaful Islamic Fund	TCF	18-Sep-15	100.0000	113.4523	13%

* The Funds were launched during the previous ten year 2014-2018, The yield represents the absolute return of these funds from inception date to 31 December 2018.

The Previous Ten Years

Full Name	Fund Name	Launch Date	Bid Price at the beginning		Investment Yield % (Y = b / a X 100)
			(a)	(b)	
IGI Aggressive Fund	AAF	25-Apr-08	100.0000	280.2238	280%
IGI Balanced Fund	ABF	25-Apr-08	100.0000	264.0895	264%
IGI Conservative Fund	ACF	25-Apr-08	100.0000	206.8342	207%
IGI Future Secure Adventurous Fund	AIS	25-Apr-08	100.0000	156.4114	156%
IGI Future Secure Balanced Fund	AHA	25-Feb-10	100.0000	371.2210	371%
IGI Future Secure Cautious Fund	AHB	18-Feb-10	100.0000	235.6397	236%
IGI Sarmaya Pakistan Income Fund	AHC	18-Mar-10	100.0000	162.7484	163%
IGI Sarmaya Pakistan Growth & Income Fund	SPI	22-Jul-10	100.0000	194.6563	195%
IGI Sarmaya United Stock Fund	SUG	05-Aug-10	100.0000	162.3237	162%
IGI Sarmaya United Money Market Fund	SUS	03-Feb-11	100.0000	316.7134	317%
IGI Future Secure Fund	SUI	19-Jul-12	100.0000	363.8938	364%
IGI Future Secure Fund	AHS	18-Mar-10	100.0000	154.4326	154%
Takaful Aggressive Fund	SSE	22-Jul-10	100.0000	207.6672	208%
Takaful Balanced Fund	TAF	18-Sep-15	100.0000	258.9595	259%
Takaful Conservative Fund	TBF	18-Sep-15	100.0000	110.5574	111%
Takaful Islamic Fund	TCF	18-Sep-15	100.0000	113.4523	113%

* The Funds were launched during the previous ten year 2008-2018, The yield represents the absolute return of these funds from inception date to 31 December 2018.

 CHAIRMAN
 DIRECTOR
 DIRECTOR
 CHIEF EXECUTIVE OFFICER

