

IGI | Life

Funds Performance Report February 2019



IGI Life Insurance Limited

FUND MANAGER REPORT

For the month of February 2019



Macro Review and Outlook:

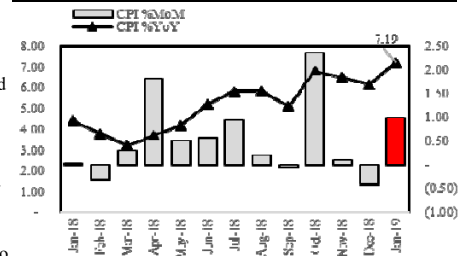
Headline inflation at +8.2% above market consensus

On the domestic macroeconomic front, headline inflation for Feb-19 came at +8.2%YoY or +0.6% on monthly basis. However monthly inflation print was slightly above market expectations, mainly due to an upward adjustment in electricity tariffs and higher than anticipated increase in house rental index (+8.2%YoY). However, downward revision in Petroleum Products Prices offset some of overall energy index which came in at +21%YoY. Food prices also showed a higher growth of +1.6% YoY or +0.3% on monthly basis.

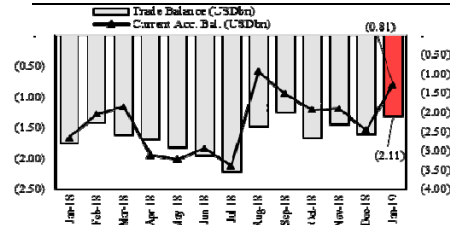
Current account balance reached a deficit of USD 8.4bn during 7MFY19

Country's current account deficit (CAD) witnessed a decrease of 48% YoY to USD 0.81bn during Jan-19, as compared to USD 1.7bn in Dec-18. During 7MFY19, the deficit has decreased by 17% YoY to USD 8.4bn. Major decline in deficit is driven by +15% MoM rise in total exports to USD 2.3bn compared with USD 2.0bn in the last month while total imports dropped by 3%MoM to USD 4.4bn compared to USD 4.6bn during Dec-18. This brings total trade deficit to USD 8.4bn for 7MFY19 down by 17%YoY primarily led by rise in exports and Remittances.

CPI Inflation



External Account



Equity Market Review and Outlook:

Market Retraced back in Feb-19 as tensions rose between Pak-Ind

During Feb-19, market index contracted by nearly 1,745 points down by 4.3%MoM to close at 39,055. Monthly volumes recorded an increase of +14.9% to 153mm shares. Underperformance of market was led by lower than expected corporate earnings, further monetary tightening and adjustments ahead of IMF program and escalation of in Political tension between India and Pakistan.

Banks, OMCs and Power led to drop in overall market performance

Mutual funds and Brokers were top sellers during Feb-19, (USD 36.6mn and 9.5mn respectively) while Insurance, Banks and Individuals remain net buyers of market. Foreign Investors Portfolio Investments (FIPI) stood at net inflow of USD 32.4mn as against inflows of USD 16.2mn in Jan-19 bringing total FIPI in CY19TD to USD 48.5mn. Major inflows were witnessed in Cements and Banks totaling USD 20.8mn cumulatively. In terms of sector performance, Banks added up nearly 483 points (+14% return) followed by OMCs adding 228points (+18% return) and Power 210 (+13% return).

Key domestic/international news

- IMF, Pakistan to soon reach \$12bn bailout deal: Fitch
- Steady offshore drilling in progress, specimen evaluation next month
- Gas price slabs to be revised, says minister
- Indian aircraft violate LoC, scramble back after PAF's timely response: ISPR
- 2 Indian aircraft violating Pakistani airspace shot down; pilot arrested

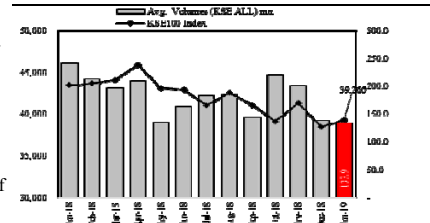
Money Market Review and Outlook:

A healthy participation post rate hike in Policy Rate in Jan-19

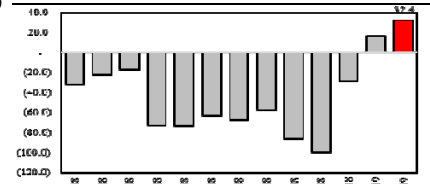
During the month of Feb-19, a healthy participation was witnessed in long term bonds. PIB auction was conducted on 20th-Feb-2019 with a target of PKR 50bn against maturities of PKR 8.1bn. The government accepted PKR 102.3bn, PKR 43.0bn and PKR 47.0bn in 3Y, 5Y and 10Y at cut off yields of 12.15% (down 9bps), 12.50% (down 20bps) and 12.85% respectively. However, due to tightened liquidity post auction the State Bank of Pakistan injected PKR 1.1tn for 7 days at cut off yield of 10.3%. Moreover, two T-bill auctions were conducted during the month with a cumulative target of PKR 2,100bn against maturity of PKR 2,071bn. The total accepted amount was PKR 2,567bn in the 3M tenor and PKR 1.2bn in the 6M tenor at cutoff yields of 10.55% (up 25bps) and 10.5999% (up 25bps) respectively. The increase in cut off yield was in line with the Policy rate hike in Jan-2019.

We expect that most of the Monetary tightening has been done and with a maximum of further 50-100bps hike in 2019.

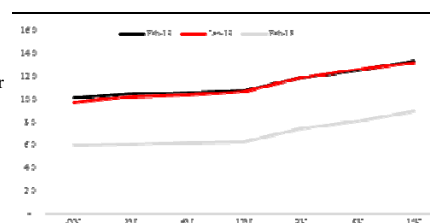
KSE 100



Foreign net investment



Yield Curve



IGI Takaful Aggressive Fund-TAF

For the month of February 2019



INVESTMENT OBJECTIVE:

To provide investors with an opportunity to earn long-term capital appreciation optimizing through broad mix of asset classes largely driven by Shariah compliant equity with a proportion of Shariah compliant fixed income & money market instruments.

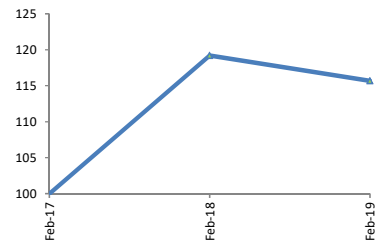
FUND INFORMATION:

Strategy	Fixed Income / Equity
Risk Profile	High
Pricing Mechanism	Daily Forward Pricing
Pricing Days	Monday to Friday
Management Fee	1.5%
Launch Date	21-Sep-15

RETURNS:

During the month the fund generated an absolute return of -1.39% against its last month absolute return of 6.06%.

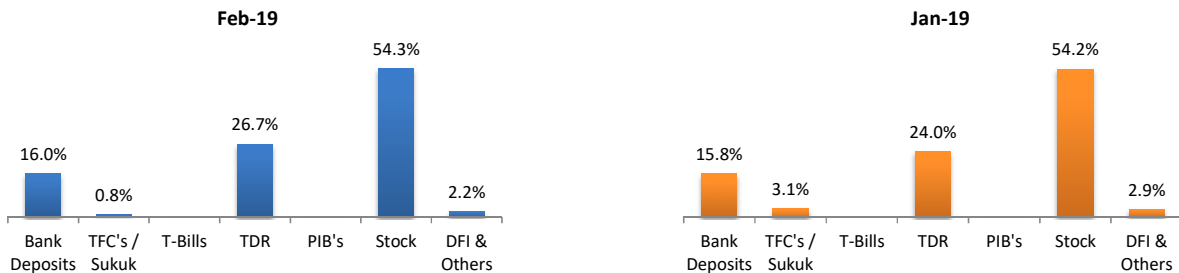
Value of 100 Rupees invested since inception



ASSETS UNDER MANAGEMENT:

	Feb-19	Jan-19	MoM %
NAV per Unit (PKR)	115.6	117.3	-1.39%
Net Assets Value (PKR '000)	443,478	447,326	-0.86%

ASSET ALLOCATION *:

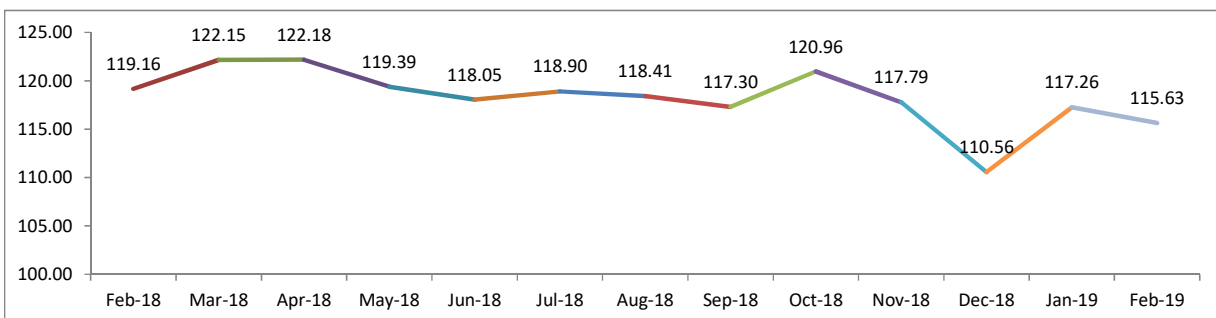


* Asset Allocation have been developed by looking through the underlying assets of mutual funds investments.

FUND PERFORMANCE:

	Absolute Return					Annualized Return	
	30 Days	60 Days	90 Days	180 Days	365 Days	CYTD	Since Inception
IGI Aggressive Fund - IAF	-1.39%	4.59%	-1.83%	-2.34%	-2.97%	28.38%	4.31%

IGI Aggressive Fund - IAF BID PRICE:



Disclaimer: Past performance is not indicative of future performance. Market volatility can significantly affect short-term performance. The value of investment can fall as well as rise.

IGI Takaful Balanced Fund-TBF For the month of February 2019



INVESTMENT OBJECTIVE:

The investment objective of the Fund is to earn competitive long term return by investing in mix of Shariah compliant equity, fixed income and money market instruments. This fund is suited for investors with moderate risk tolerance.

FUND INFORMATION:

Strategy	Fixed Income / Equity
Risk Profile	Moderate
Pricing Mechanism	Daily Forward Pricing
Pricing Days	Monday to Friday
Management Fee	1.5%
Launch Date	21-Sep-15

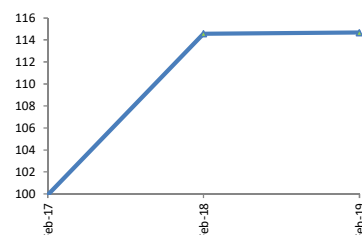
RETURNS:

During the month the fund generated an absolute return of -0.56% against its last month absolute return of 3.94%.

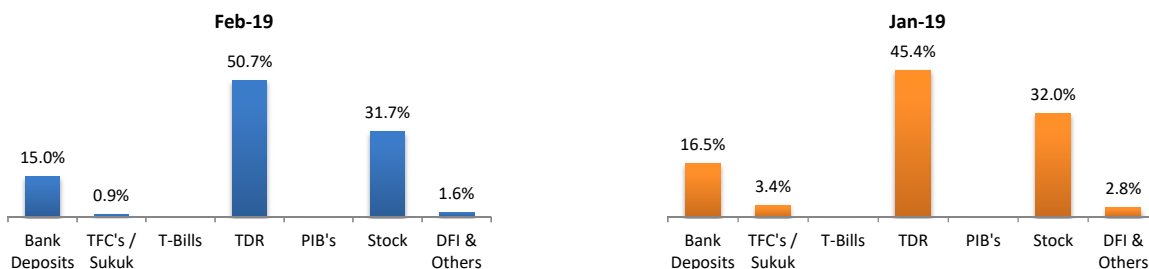
ASSETS UNDER MANAGEMENT:

	Feb-19	Jan-19	MoM %
NAV per Unit (PKR)	114.6	115.2	-0.56%
Net Assets Value (PKR '000)	1,189,865	1,187,271	0.22%

Value of 100 Rupees invested since inception



ASSET ALLOCATION *:

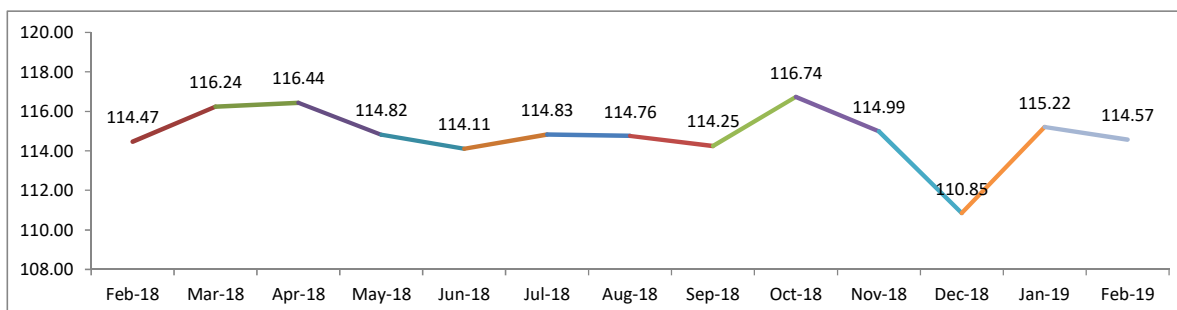


* Asset Allocation have been developed by looking through the underlying assets of mutual funds investments.

FUND PERFORMANCE:

	Absolute Return					Annualized Return	
	30 Days	60 Days	90 Days	180 Days	365 Days	CYTD	Since Inception
IGI Balanced Fund - IBF	-0.56%	3.35%	-0.36%	-0.17%	0.09%	20.75%	4.03%

IGI Balanced Fund - IBF BID PRICE:



Disclaimer: Past performance is not indicative of future performance. Market volatility can significantly affect short-term performance. The value of investment can fall as well as rise.

IGI Takaful Conservative Fund - TCF

For the month of February 2019



INVESTMENT OBJECTIVE:

To provide stable and competitive returns in line with the money markets exhibiting low volatility consistent with capital preservation by constructing a liquid portfolio of low risk short term Shariah compliant investments yielding competitive returns.

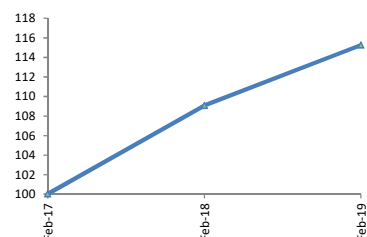
FUND INFORMATION:

Strategy	Fixed Income / Equity
Risk Profile	Low
Pricing Mechanism	Daily Forward Pricing
Pricing Days	Monday to Friday
Management Fee	1.5%
Launch Date	21-Sep-15

RETURNS:

During the month the fund generated an absolute return of 0.55% against its last month absolute return of 1.04%.

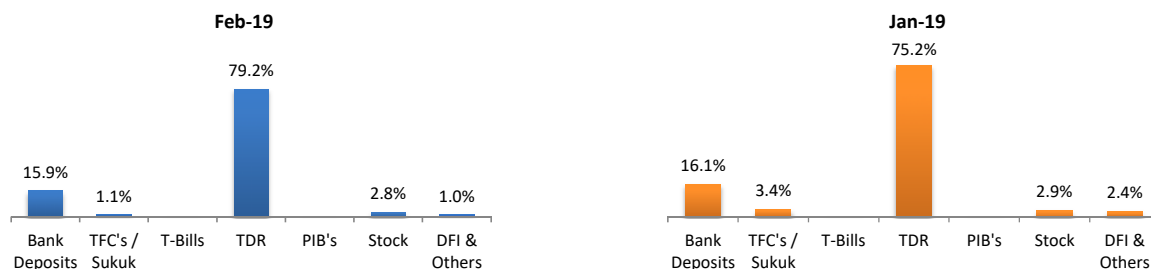
Value of 100 Rupees invested since inception



ASSETS UNDER MANAGEMENT:

	Feb-19	Jan-19	MoM %
NAV per Unit (PKR)	115.3	114.6	0.55%
Net Assets Value (PKR '000)	69,745	68,463	1.87%

ASSET ALLOCATION *:

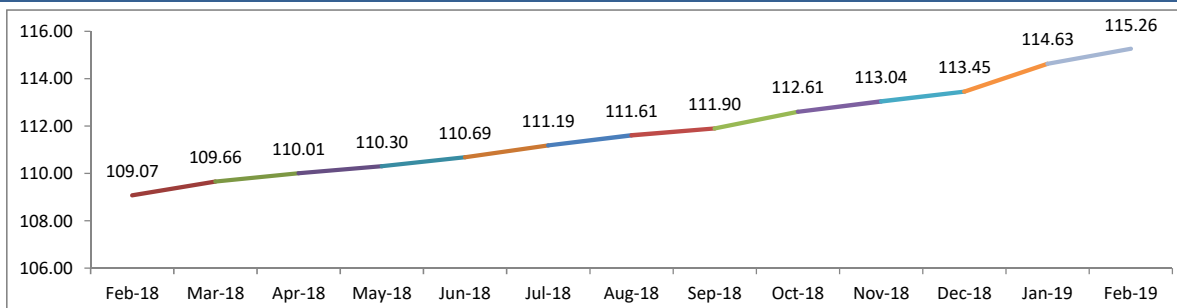


* Asset Allocation have been developed by looking through the underlying assets of mutual funds investments.

FUND PERFORMANCE:

	Absolute Return					Annualized Return	
	30 Days	60 Days	90 Days	180 Days	365 Days	CYTD	Since Inception
IGI Conservative Fund - ICF	0.55%	1.60%	1.97%	3.27%	5.67%	9.88%	4.21%

IGI Conservative Fund - ICF BID PRICE:



Disclaimer: Past performance is not indicative of future performance. Market volatility can significantly affect short-term performance. The value of investment can fall as well as rise.