

# IGI | Life

## Funds Performance Report January 2019



IGI Life Insurance Limited

## Macro Review and Outlook:

### Headline inflation at +7.2% above market consensus

On the domestic macroeconomic front, headline inflation for Jan-19 came at +7.2% YoY or +1.0% on monthly basis. However monthly inflation print was slightly above market expectations, mainly due to an upward adjustment in electricity tariffs and higher than anticipated increase in house rental index (+8.2% YoY). However, downward revision in Petroleum Products Prices offset some of overall energy index which came in at +21% YoY. Food prices also showed a higher growth of +1.6% YoY or +0.3% on monthly basis.

### Current account balance reached a deficit of USD 4.9bn during 1HFY19

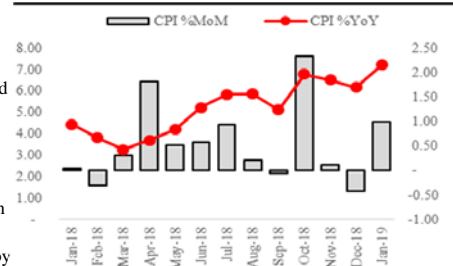
Country's current account deficit (CAD) witnessed an increase of +37% MoM to USD 1.7bn during Dec-18, as compared to USD 1.2bn in Nov-18. During 1HFY19, the deficit has decreased by 4% YoY to USD 8.0bn. Major rise in deficit is driven by 12% (USD 574mn) MoM rise in total imports to USD 5.5bn compared with USD 4.9bn in the last month. However total exports also increased by 8% (USD 188mn) MoM. Rise of CAD (USD 451mn MoM) is driven by rise in overall trade balance (USD 386 mn). Remittances also increased by +5% to USD 81mn in Dec-18.

### Monetary Policy Tightened Further by 25bps (+450bps Hike Cycle), Against Broader Market Consensus

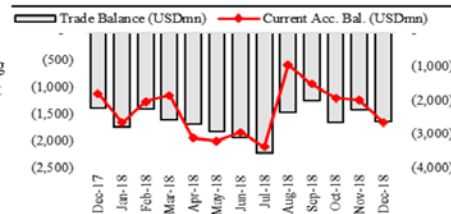
The State Bank of Pakistan (SBP) increased policy rate by +25bps (compared to market consensus of status quo), taking policy rate to 10.25% and discount rate to 10.75%. The monetary policy committee acknowledges gradual improvement in key macroeconomic data points, C/a balance and headline inflation, however remain sceptical of elevated levels and of oncoming fiscal deficit for FY19 and core inflation. As per the statement, the rate increase decision came amid elevated level of a) current account deficit, b) core inflation and c) fiscal deficit.

Key MPS takings: 1) Core inflation outlook changed from benign to bullish, 2) Growth target revised down to 4.0%, 3) External challenges still remain

### CPI Inflation



### External Account



## Equity Market Review and Outlook:

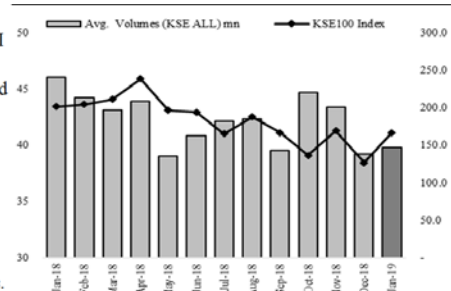
### Best performing market during Jan-19

During Jan-19, market index gained nearly ~4,000 points surged by ~10% (10.6% USD based) on a monthly basis making it one of the best performing month (last since Dec-16). Moreover, the KSE-100 index outperformed both MSCI Developed markets (+7.7% return) and Emerging Markets (+8.7% return) making it one of the best performing markets of Asia-pacific. Monthly volumes recorded an increase of +4% to 136mn shares along with +2% increase in value traded to USD 63mn.

### Banks, E&Ps and Fertilisers led to one of the best market rally

Mutual funds and Brokers were top buyers during the month, (USD 16.6mn and 8.0mn respectively) while Banks, Insurance and Individuals remain net seller of market. on international side, foreign participation picked up pace depicted by a net buying of USD 16.2mn. Key interest was shown in Banks (+USD 19.7mn) followed by Fertilisers (+USD 2.3mn). In terms of sector performance, Banks added up nearly 1,225 points (+~14% return) followed by E&Ps adding 939points (+~18% return) and Fertilisers 694 (+~13% return). Tobacco and Chemicals dominated laggards table.

### KSE 100



### Key domestic/international news

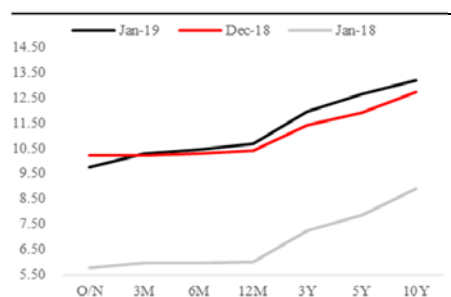
- Economic reform package 2019 announced by government with a focus on improving ease of doing business was well received by the market
- SBP raised interest rate hiked by +25bps taking policy rate to 10.75%
- Key wins on country's foreign policy side, including USA
- Finalisation of funding from UAE worth USD 3bn and further interest of USD 3bn investment in oil facility

## Money Market Review and Outlook:

### Policy rate increased against status-quo expectation

During the month of Jan-19, the State Bank of Pakistan (SBP) has increased the policy rate by 25bps to 10.25%. The hike was contrary to the market expectations of status-quo. An active participation of PKR 985bn was witnessed in 3m T-Bill, out of which the SBP accepted bids worth PKR 936bn (bid-to-accept: 1.05) at the cut-off rate of 10.30%. Total target and maturity during the month stood at PKR 3.20trn and PKR 3.33trn, respectively. On the investment bonds, SBP accepted bids worth PKR 54bn (Target: PKR 50bn, Maturities: PKR 0bn) in total against the participation of PKR 203bn on 3 and 5 years tenor at a cut-off rate of ~12.24% and ~12.70% respectively.

### Yield Curve



# IGI Takaful Aggressive Fund-TAF

## For the month of January 2019



### INVESTMENT OBJECTIVE:

To provide investors with an opportunity to earn long-term capital appreciation optimizing through broad mix of asset classes largely driven by Shariah compliant equity with a proportion of Shariah compliant fixed income & money market instruments.

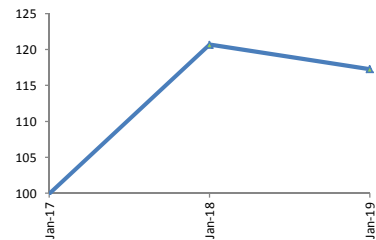
### FUND INFORMATION:

<b>Strategy</b>	Fixed Income / Equity
<b>Risk Profile</b>	High
<b>Pricing Mechanism</b>	Daily Forward Pricing
<b>Pricing Days</b>	Monday to Friday
<b>Management Fee</b>	1.5%
<b>Launch Date</b>	21-Sep-15

### RETURNS:

During the month the fund generated an absolute return of 6.06% against its last month absolute return of -6.14%.

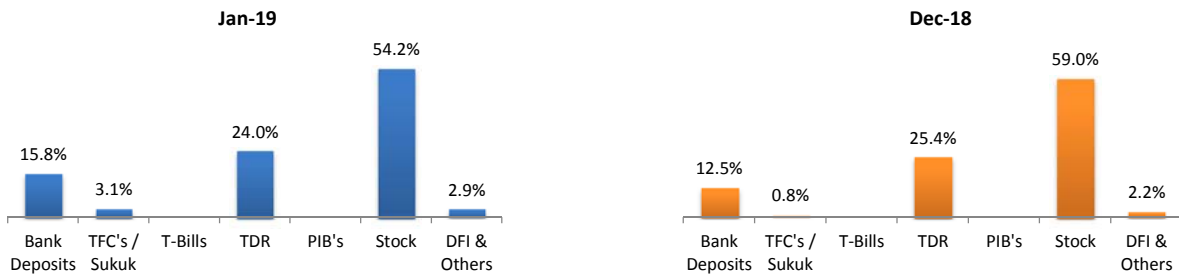
### Value of 100 Rupees invested since inception



### ASSETS UNDER MANAGEMENT:

	Jan-19	Dec-18	MoM %
<b>NAV per Unit (PKR)</b>	117.3	110.6	6.06%
<b>Net Assets Value (PKR '000)</b>	447,326	423,135	5.72%

### ASSET ALLOCATION \*:

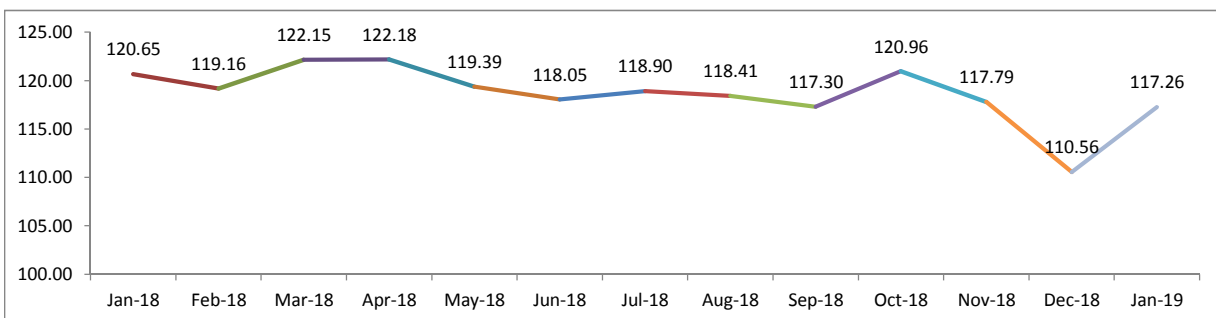


\* Asset Allocation have been developed by looking through the underlying assets of mutual funds investments.

### FUND PERFORMANCE:

	Absolute Return					Annualized Return	
	30 Days	60 Days	90 Days	180 Days	365 Days	CYTD	Since Inception
IGI Aggressive Fund - IAF	6.06%	-0.45%	-3.07%	-1.38%	-2.82%	71.33%	4.84%

### IGI Aggressive Fund - IAF BID PRICE:



**Disclaimer:** Past performance is not indicative of future performance. Market volatility can significantly affect short-term performance. The value of investment can fall as well as rise.

# IGI Takaful Balanced Fund-TBF For the month of January 2019



## INVESTMENT OBJECTIVE:

The investment objective of the Fund is to earn competitive long term return by investing in mix of Shariah compliant equity, fixed income and money market instruments. This fund is suited for investors with moderate risk tolerance.

## FUND INFORMATION:

<b>Strategy</b>	Fixed Income / Equity
<b>Risk Profile</b>	Moderate
<b>Pricing Mechanism</b>	Daily Forward Pricing
<b>Pricing Days</b>	Monday to Friday
<b>Management Fee</b>	1.5%
<b>Launch Date</b>	21-Sep-15

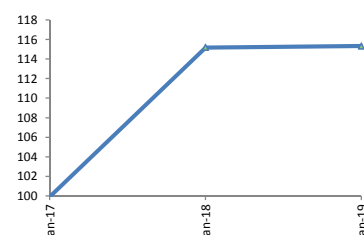
## ASSETS UNDER MANAGEMENT:

	Jan-19	Dec-18	MoM %
<b>NAV per Unit (PKR)</b>	115.2	110.9	3.94%
<b>Net Assets Value (PKR '000)</b>	1,187,271	1,135,313	4.58%

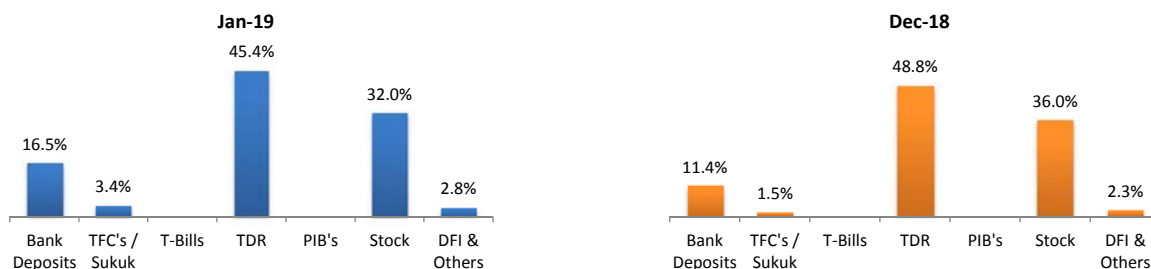
## RETURNS:

During the month the fund generated an absolute return of 3.94% against its last month absolute return of -3.60%.

### Value of 100 Rupees invested since inception



## ASSET ALLOCATION \*:

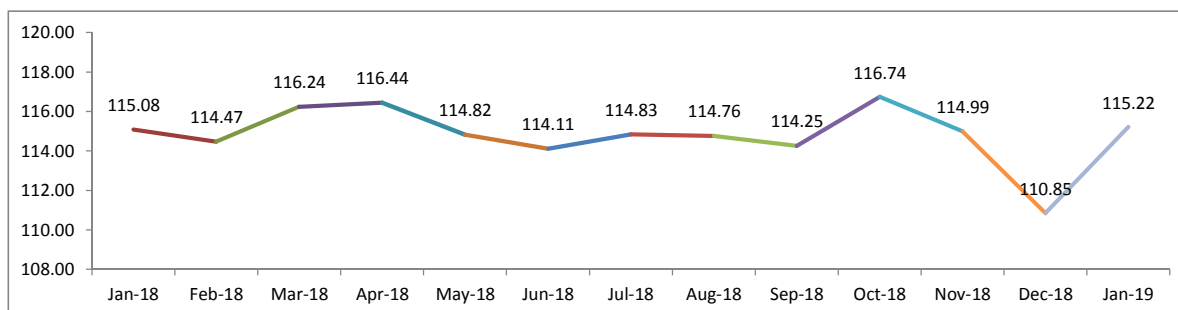


\* Asset Allocation have been developed by looking through the underlying assets of mutual funds investments.

## FUND PERFORMANCE:

	Absolute Return					Annualized Return	
	30 Days	60 Days	90 Days	180 Days	365 Days	CYTD	Since Inception
<b>IGI Balanced Fund - IBF</b>	3.94%	0.20%	-1.30%	0.33%	0.12%	46.34%	4.30%

## IGI Balanced Fund - IBF BID PRICE:



**Disclaimer:** Past performance is not indicative of future performance. Market volatility can significantly affect short-term performance. The value of investment can fall as well as rise.

# IGI Takaful Conservative Fund - TCF

## For the month of January 2019



### INVESTMENT OBJECTIVE:

To provide stable and competitive returns in line with the money markets exhibiting low volatility consistent with capital preservation by constructing a liquid portfolio of low risk short term Shariah compliant investments yielding competitive returns.

### FUND INFORMATION:

<b>Strategy</b>	Fixed Income / Equity
<b>Risk Profile</b>	Low
<b>Pricing Mechanism</b>	Daily Forward Pricing
<b>Pricing Days</b>	Monday to Friday
<b>Management Fee</b>	1.5%
<b>Launch Date</b>	21-Sep-15

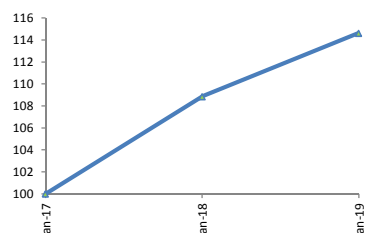
### RETURNS:

During the month the fund generated an absolute return of 1.04% against its last month absolute return of 0.36%.

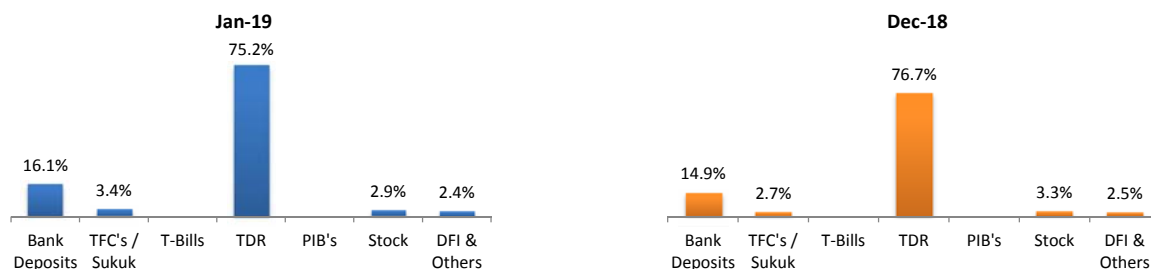
### ASSETS UNDER MANAGEMENT:

	Jan-19	Dec-18	MoM %
<b>NAV per Unit (PKR)</b>	114.6	113.5	1.04%
<b>Net Assets Value (PKR '000)</b>	68,463	68,904	-0.64%

### Value of 100 Rupees invested since inception



### ASSET ALLOCATION \*:

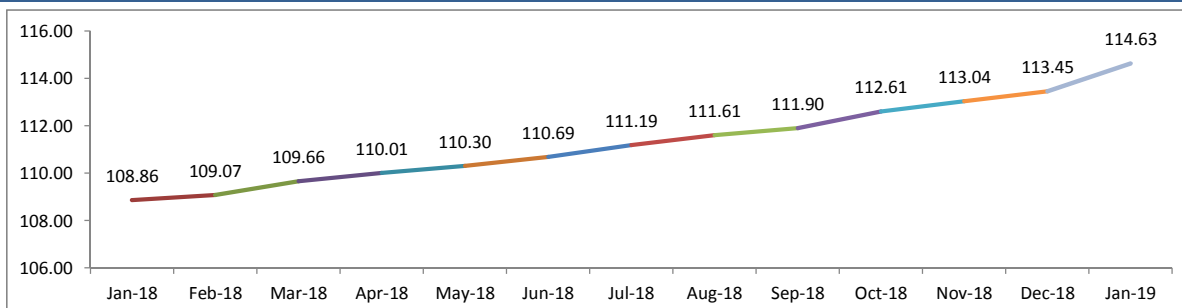


\* Asset Allocation have been developed by looking through the underlying assets of mutual funds investments.

### FUND PERFORMANCE:

	Absolute Return					Annualized Return	
	30 Days	60 Days	90 Days	180 Days	365 Days	CYTD	Since Inception
IGI Conservative Fund - ICF	1.04%	1.41%	1.80%	3.10%	5.31%	12.25%	4.14%

### IGI Conservative Fund - ICF BID PRICE:



**Disclaimer:** Past performance is not indicative of future performance. Market volatility can significantly affect short-term performance. The value of investment can fall as well as rise.